

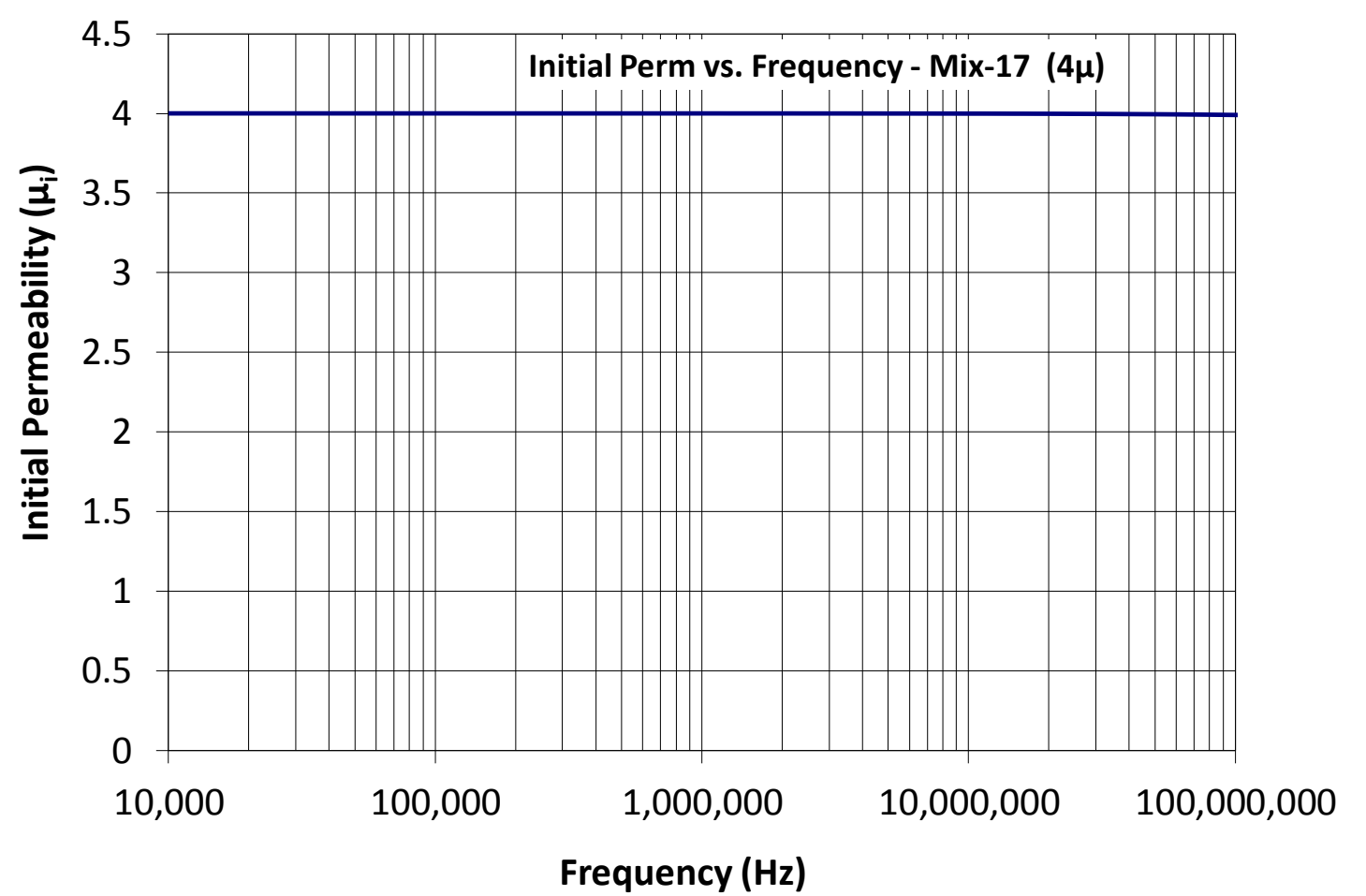
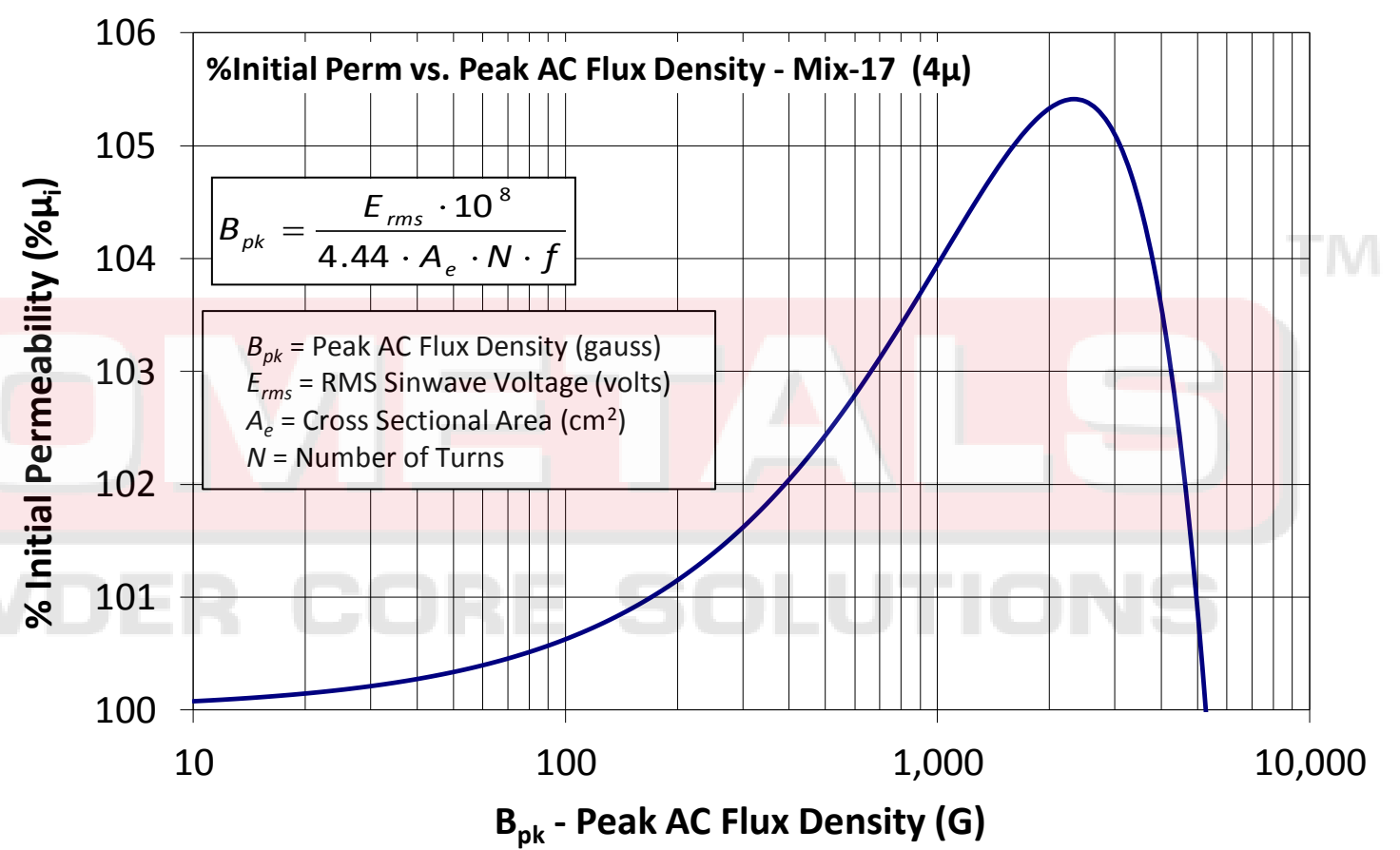
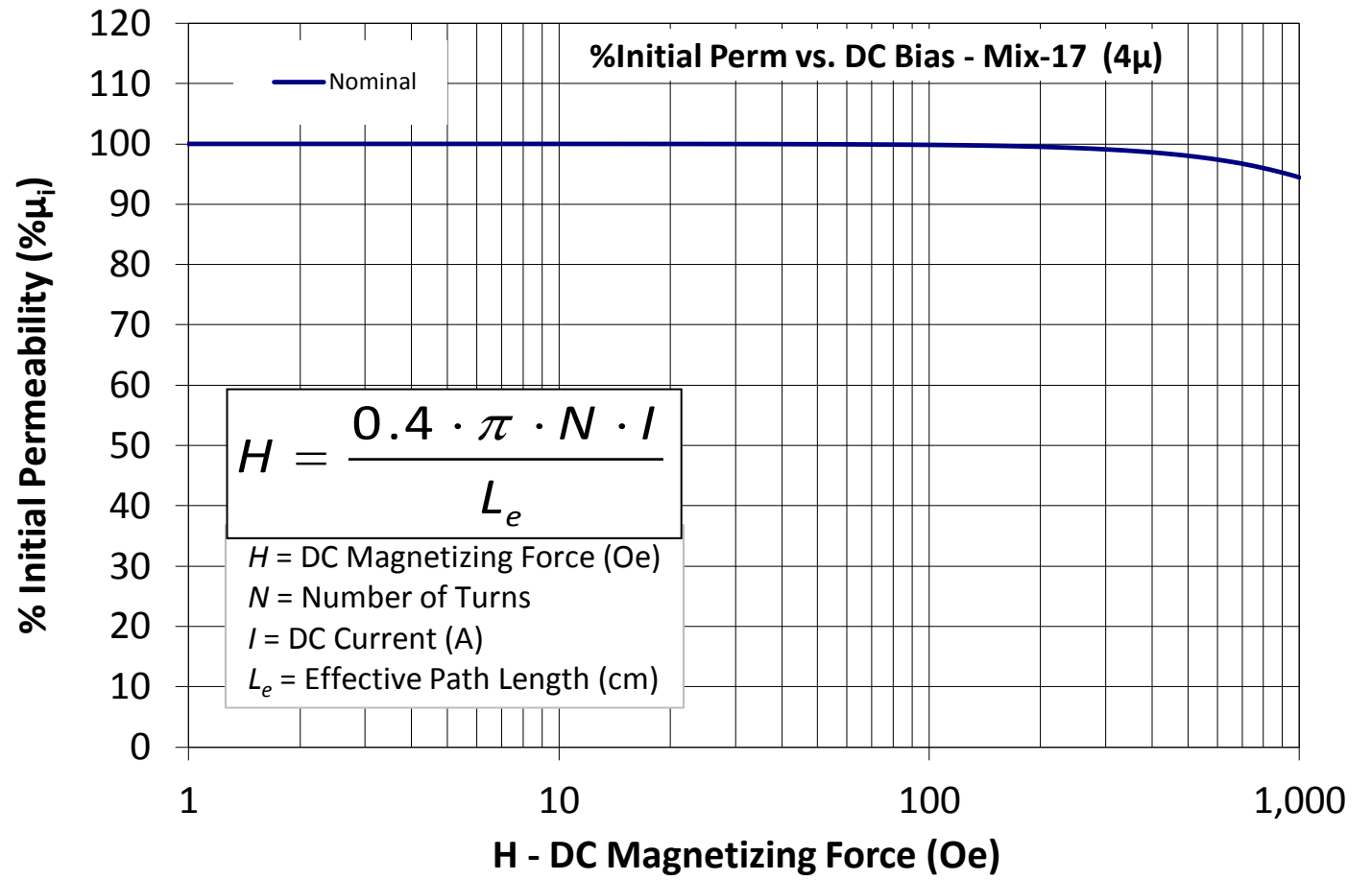
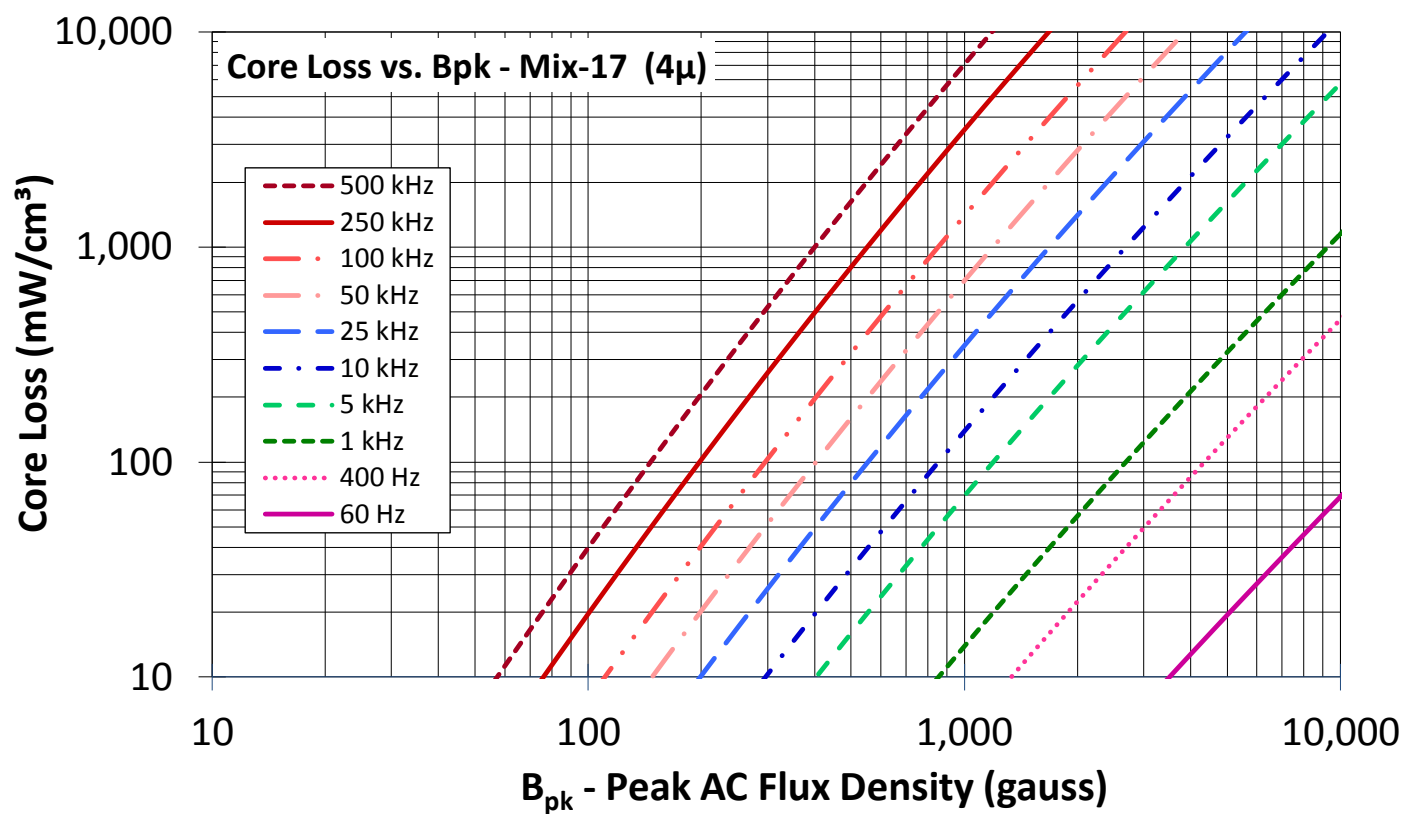


Part Number: **T10-17**

Revision 20190524 - Generated 2019-May-30



OD	(nom. - bare core) (max. - after coating)	2.46 mm 2.59 mm	0.097 in 0.102 in
ID	(nom. - bare core) (min. - after coating)	1.12 mm 0.99 mm	0.044 in 0.039 in
Ht	(nom. - bare core) (max. - after coating)	0.76 mm 0.89 mm	0.030 in 0.035 in
Mass	(approximate)	0.01 grams	
Magnetic Dimensions	A _e - Eff. Mag. Cross Section	0.00450 cm ²	
	L _e - Eff. Mag. Path Length	0.560 cm	
	V _e - Eff. Core Volume	0.00250	
	WA - Min. Eff. Window Area	0.00771 cm ²	
	sa - Surface Area	0.219 cm ²	
Inductance	μ _i (reference)	4	
	A _L value (nominal)	0.5 nH/N ²	
	Test Winding	N=25, #40 AWG	
	Frequency	1 MHz	
	Voltage on Agilent 4284A	0.050 V	
Core Loss & Q	A _L tolerance	±5%	
	Core Loss(mW/cm ³)=	$\frac{f}{\frac{a}{Bpk^3} + \frac{b}{Bpk^{2.3}} + \frac{c}{Bpk^{1.65}}} + d \cdot Bpk^2 \cdot f^2$	
	where B _{pk} expressed in gauss, f expressed in hertz, and:	a=4.00E+09, b=3.00E+08, c=2.70E+06, d=4.40E-16	
	Q test winding	N=10, #35 AWG	
	Q frequency	70 MHz	
DC Saturation	Q min on HP4342A	52	
	%μ _i =	$\frac{1}{a + b \cdot H^c} + d$	
	where H expressed in oersteds, and:	a=1.00E-02, b=1.34E-08, c=1.55, d=0.00	
	H _{DC}	200 Oe	
	Percent Initial Perm(nom.)	99.5%	
Coating/Pkg	Percent Initial Perm(min.)	99.4%	
	Coating Type:	Parylene C	
	Voltage Breakdown (min.)	500 Vrms, 60Hz	
	Limit	3 mA, 5 s	
Package Quantity	250,000 Pcs/Box		



Winding Table	Wire Size	AWG	34	36	38	40	42	44	#N/A	#N/A	#N/A	#N/A	#N/A
		mm	0.160	0.125	0.100	0.080	0.063	0.050	#N/A	#N/A	#N/A	#N/A	#N/A
	Single Layer	Turns	12	15	19	25	32	40	#N/A	#N/A	#N/A	#N/A	#N/A
		Rdc(Ω)	39.8 m	79.1 m	159.4 m	333.5 m	679.0 m	1.3	#N/A	#N/A	#N/A	#N/A	#N/A
Full Winding	Turns	12	18	28	44	68	105	#N/A	#N/A	#N/A	#N/A	#N/A	
	Rdc(Ω)	39.8 m	94.9 m	234.9 m	587.0 m	1.4	3.5	#N/A	#N/A	#N/A	#N/A	#N/A	