



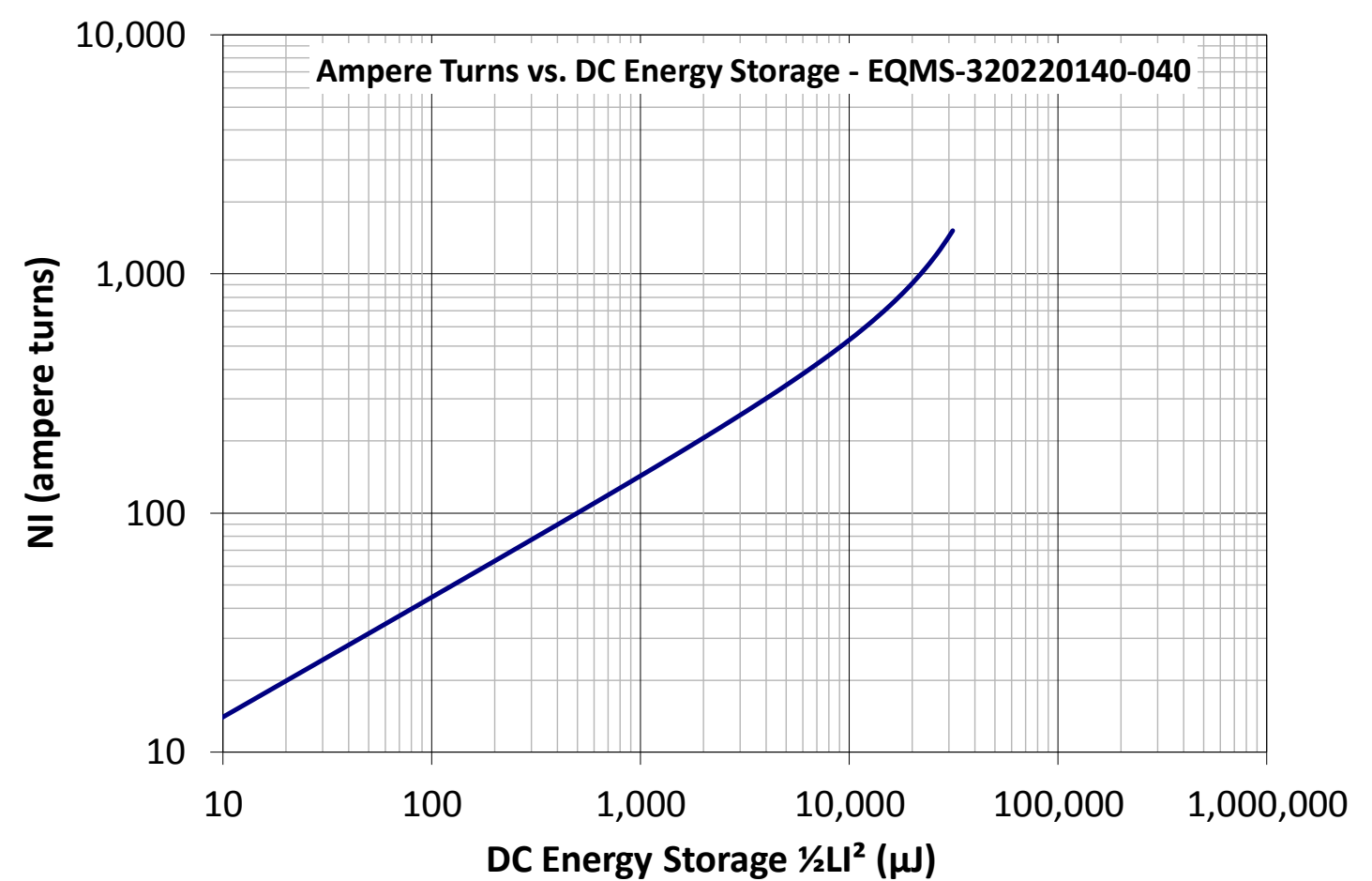
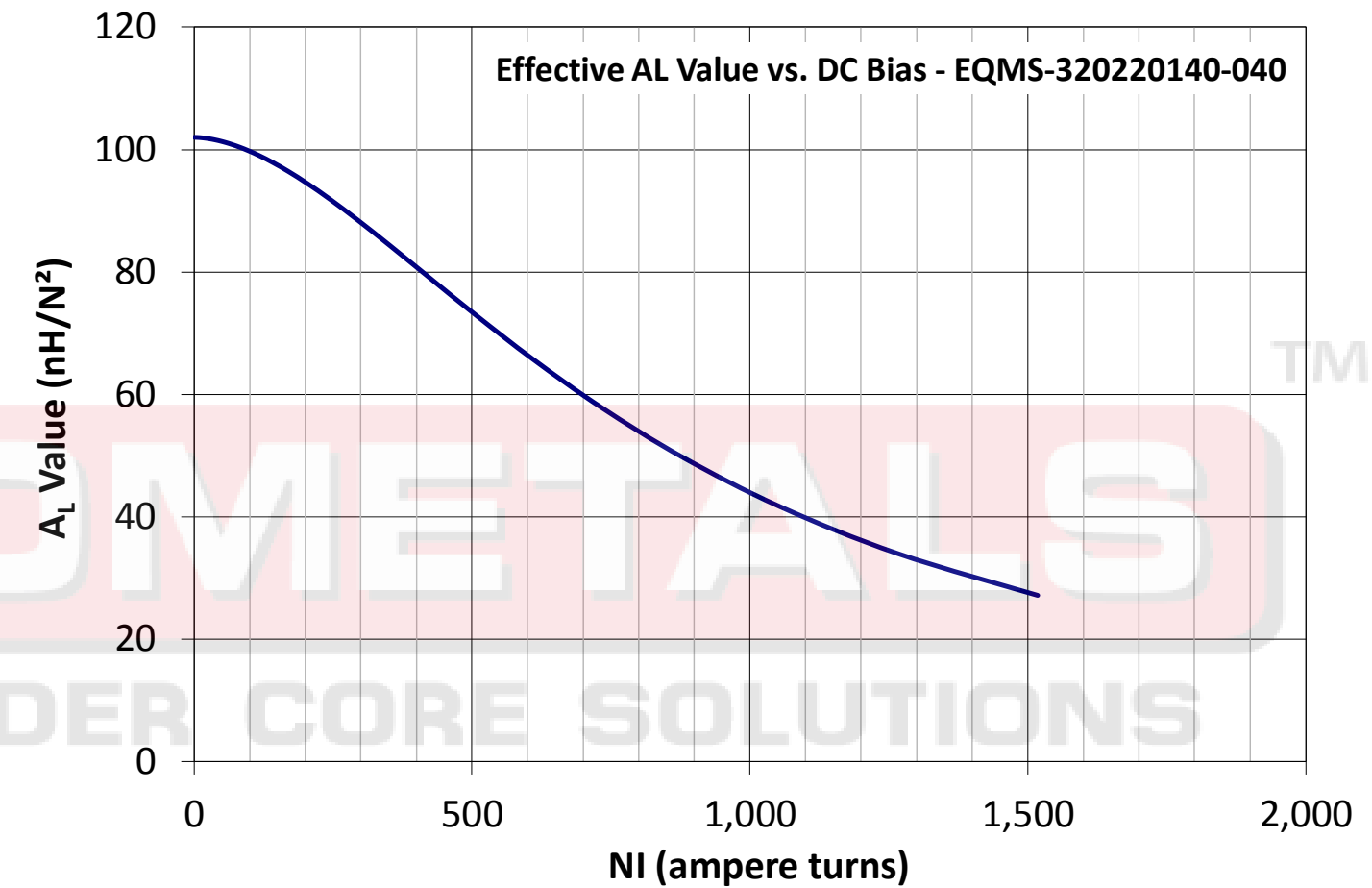
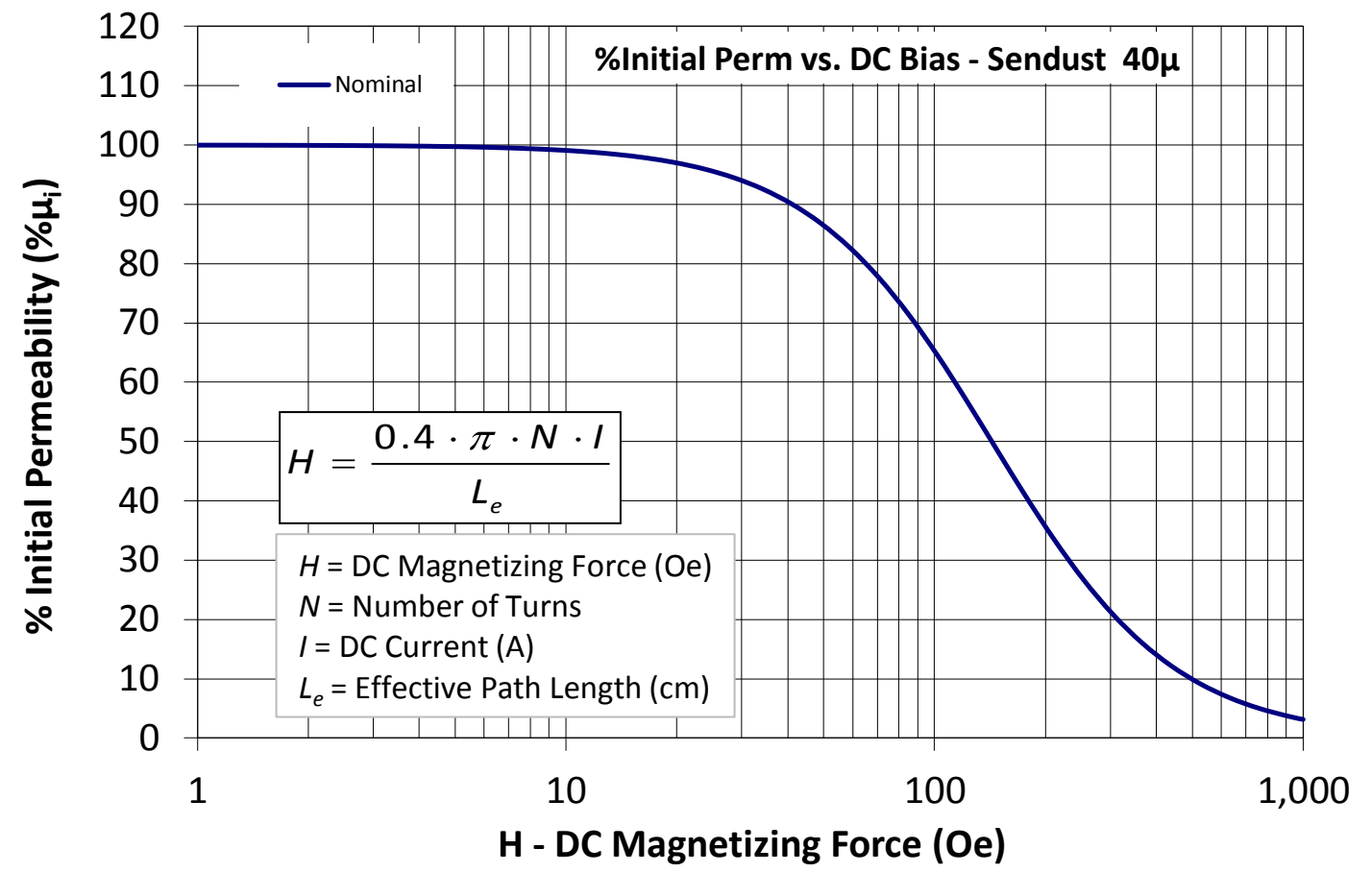
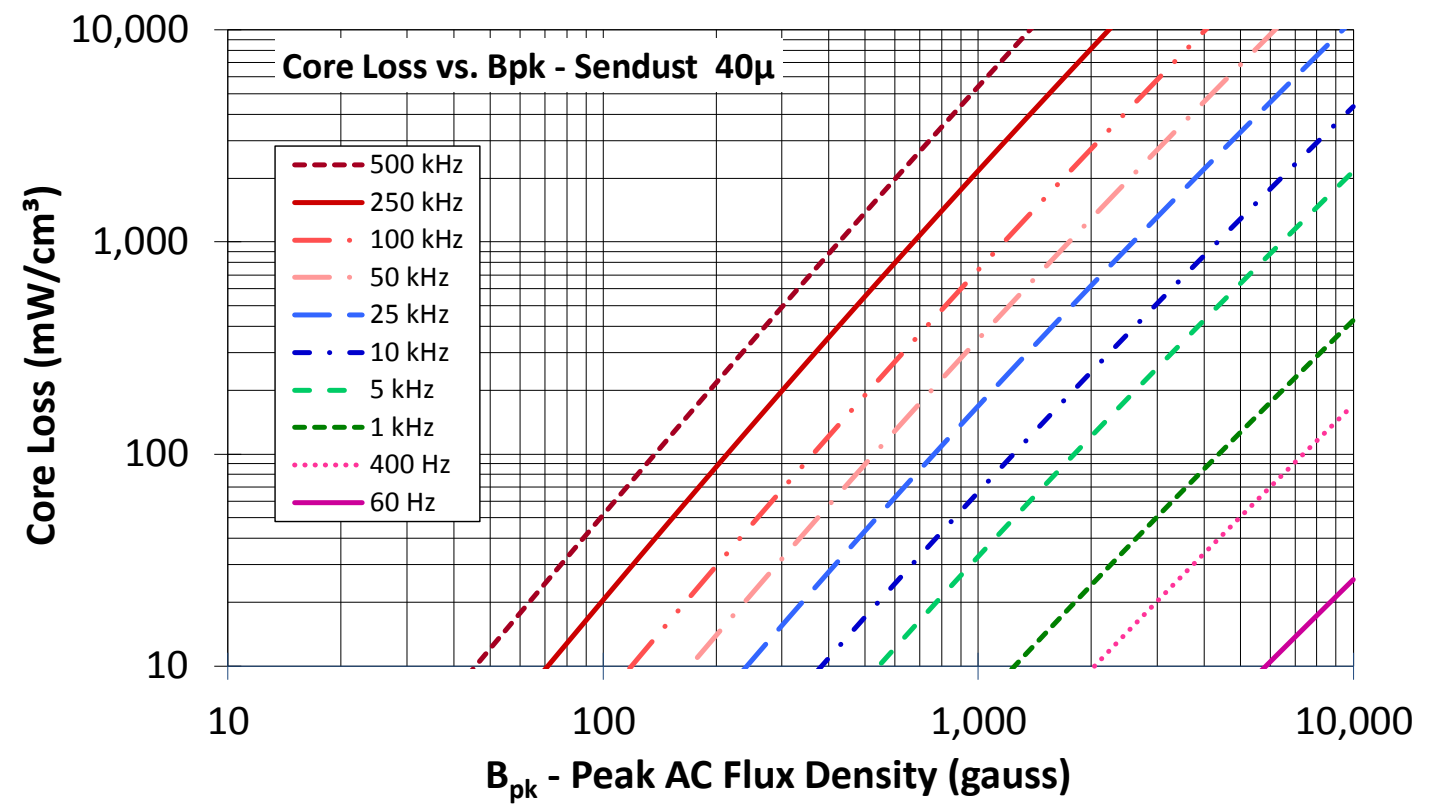
Part Number: EQMS-320220140-040

Revision 20190529 - Generated 2019-May-29



| | | |
|----------------------------|--|------------------------|
| A | 32 ± 0.41 mm | 1.260 ± 0.016 in |
| B | 22 ± 0.30 mm | 0.866 ± 0.012 in |
| C | 14 ± 0.20 mm | 0.551 ± 0.008 in |
| D | 10 mm (min.) | 0.394 in (min.) |
| E | 13.5 ± 0.20 mm | 0.531 ± 0.008 in |
| F | 27.3 mm (min.) | 1.075 in (min.) |
| Mass | (approximate) | 29 grams/half |
| Magnetic Dimensions | A _e - Eff. Mag. Cross Section | 1.52 cm ² |
| | L _e - Eff. Mag. Path Length | 7.51 cm |
| | V _e - Eff. Core Volume | 11.4 cm ³ |
| | WA - Min. Eff. Window Area | 1.36 cm ² |
| | sa - Surface Area | 41.5 cm ² |
| | mlt - mean length per turn | 6.41 cm |
| Inductance | μ _i (reference) | 40 |
| | A _L value (nominal) | 102 nH/N ² |
| | Test Winding | N=20, #20 AWG |
| | Frequency | 10 kHz |
| | Voltage on Agilent 4284A | 0.14 V |
| | A _L tolerance | ±12% |
| Core Loss | $\text{Core Loss (mW/cm}^3\text{)} = \frac{f}{\frac{a}{B_{pk}^3} + \frac{b}{B_{pk}^{2.3}} + \frac{c}{B_{pk}^{1.65}}} + d \cdot B_{pk}^2 \cdot f^2$ | |
| | where B _{pk} expressed in gauss, f expressed in hertz, and: a=1.00E+06, b=4.96E+08, c=8.10E+06, d=8.55E-15 | |
| | B _{pk} | 1000 G |
| | frequency | 50 kHz |
| | Core Loss (nominal) | 347 mW/cm ³ |
| Core Loss (maximum) | 400 mW/cm ³ | |
| DC Saturation | $\% \mu_i = \frac{1}{a + b \cdot H^c} + d$ | |
| | where H expressed in oersteds, and: a=0.01, b=1.58E-06, c=1.76, d=0.00 | |
| | H _{DC} | 100 Oe |
| | Percent Initial Perm(nom.) | 65.3% |
| Percent Initial Perm(min.) | 57.7% | |
| Coating/Pkg | Coating Type: | None |
| | Voltage Breakdown (min.) | N/A |
| | Limit | N/A |
| | Package Quantity | 378 Halves/Box |

| | | | | | | | | | | | | | |
|----------------------|---------------------|--------|-------|--------|--------|--------|---------|---------|-------|-------|-------|-------|-------|
| Winding Table | Wire Size | AWG | 12 | 14 | 16 | 18 | 20 | 22 | 24 | 26 | 28 | 30 | 32 |
| | | mm | 2.000 | 1.600 | 1.250 | 1.000 | 0.800 | 0.630 | 0.500 | 0.400 | 0.315 | 0.250 | 0.200 |
| | Full Winding | Turns | 18 | 27 | 42 | 65 | 101 | 156 | 241 | 374 | 578 | 895 | 1,385 |
| | | Rdc(Ω) | 6.0 m | 14.3 m | 35.4 m | 87.1 m | 215.4 m | 529.0 m | 1.3 | 3.2 | 7.9 | 19.4 | 47.8 |



Handling and Storage: Cores should be stored in the original unopened packaging between -10°C and +50°C and less than 60% relative humidity. After the original packaging is opened, the cores should be stored between -8°C and +25°C less than 30% relative humidity. Gloves should be used when handling uncoated cores. The cores should also be sheltered from rain, moisture, salt water, salt air, plasters, ashes, sulfur, sulfur dioxide, ammonia sulfates, soils, acids, metals shavings, and solvents.

Operating Temperature: Cores can be used continuously at operating temperatures between -60°C and +200°C.

RoHS 2.0, REACH and ISO (TS16949, ISO 9001, ISO 14001) compliant. Statements available for download at www.micrometalsapc.com.

Micrometals Alloy Powder Cores, A Division of Micrometals, Inc. - 5615 E. La Palma Ave., Anaheim, California 92807 USA

Ph: +1-714-970-9400, Toll Free in USA: +1-800-356-5977, Asia Pacific Sales: +852 3106 3736

www.MicrometalsAPC.com