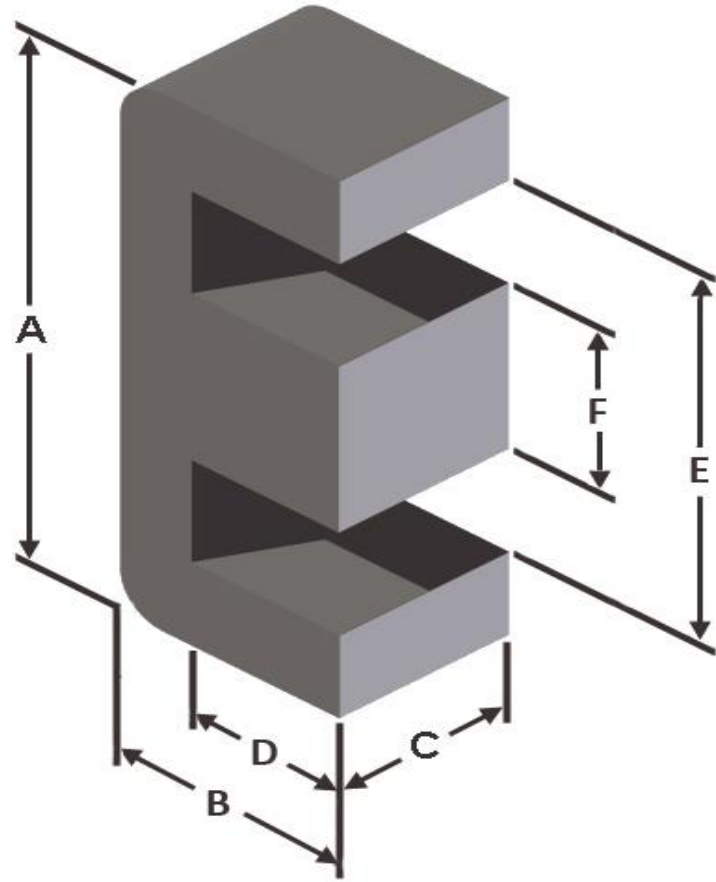
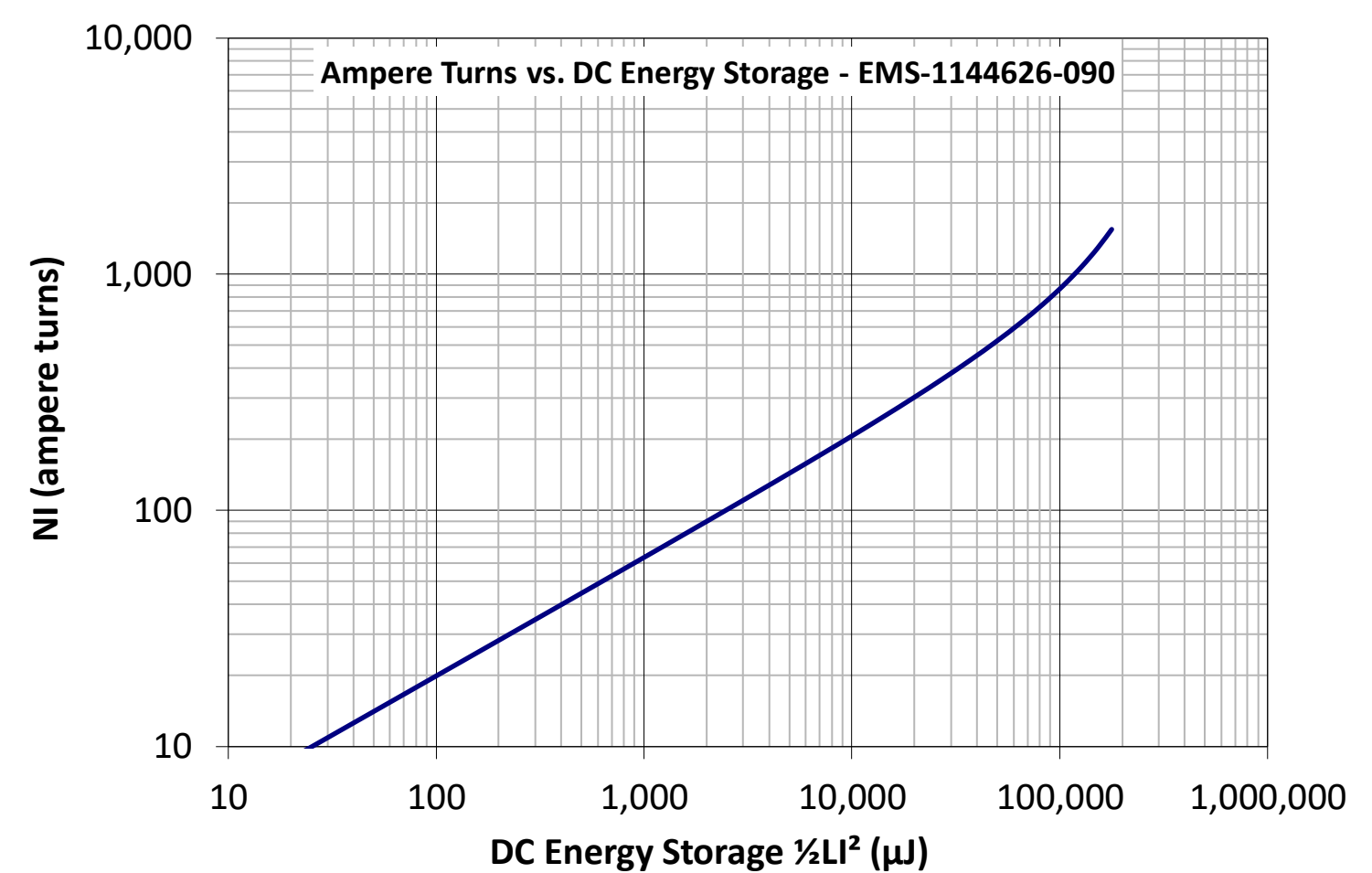
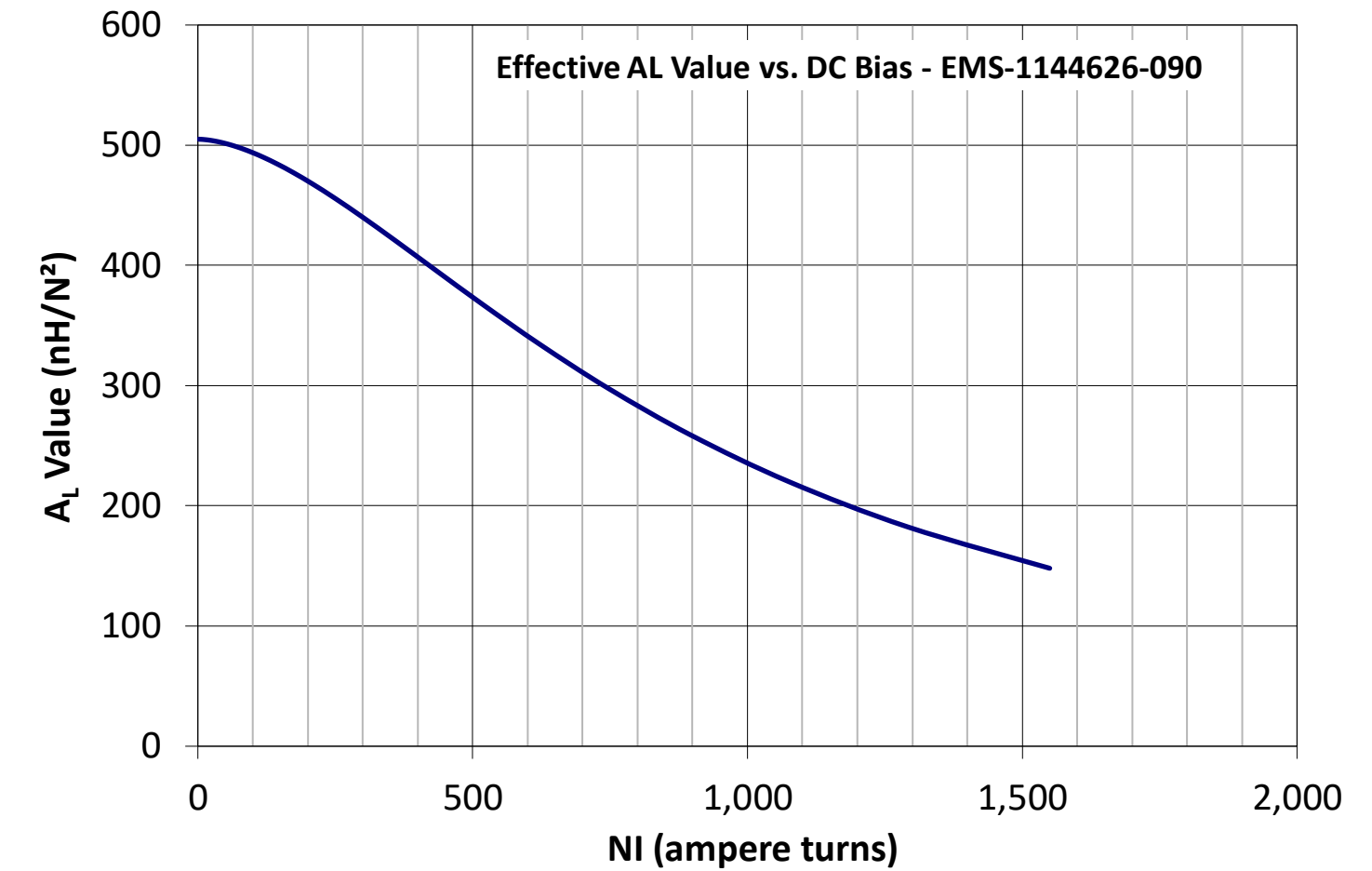
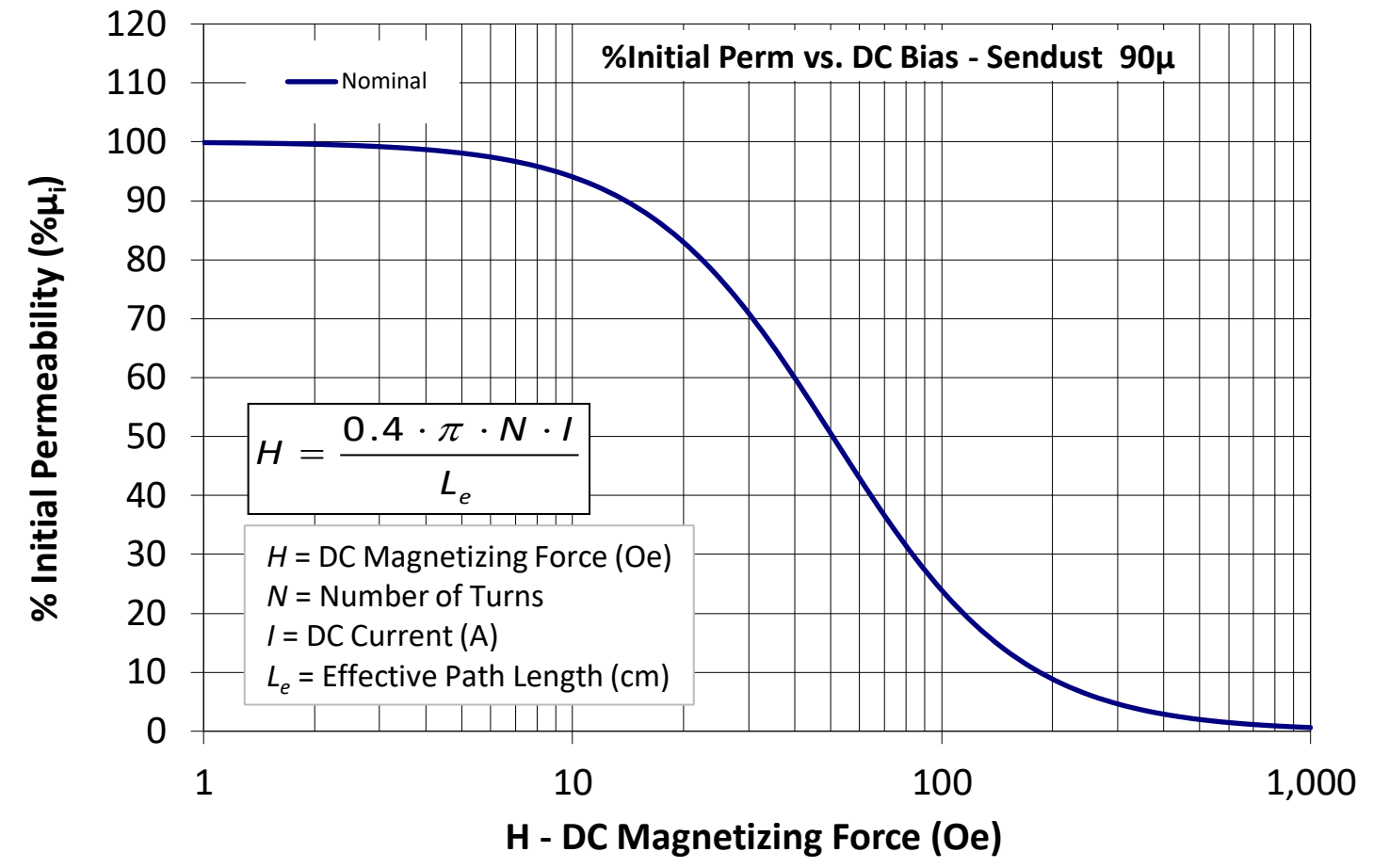
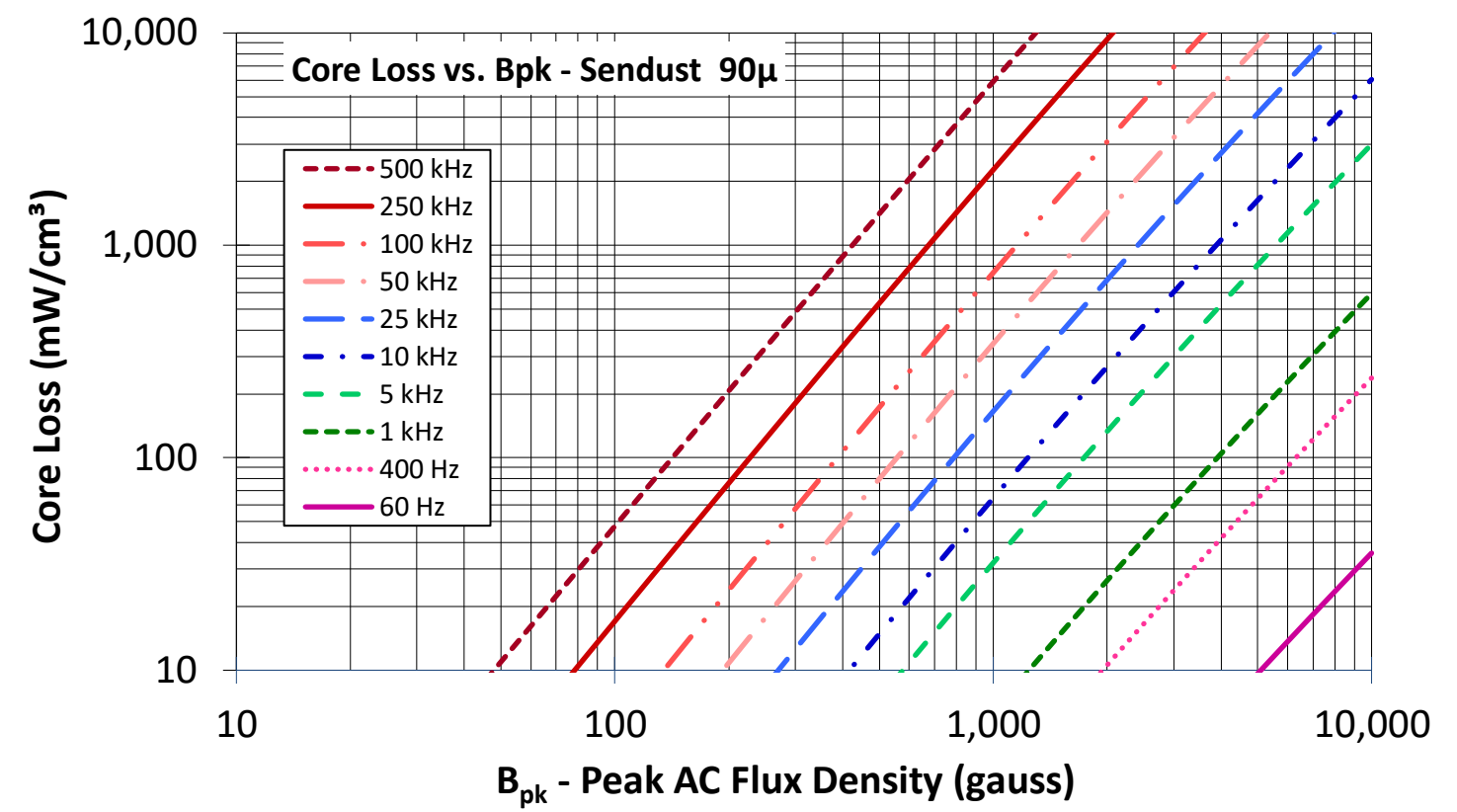




**Part Number:** EMS-1144626-090  
Revision 20170620 - Generated 2017-Jun-20



<b>A</b>	114 ± 1.70 mm	4.488 ± 0.067 in											
<b>B</b>	46.2 ± 0.69 mm	1.819 ± 0.027 in											
<b>C</b>	26.2 ± 0.58 mm	1.031 ± 0.023 in											
<b>D</b>	28.6 mm (min.)	1.126 in (min.)											
<b>E</b>	79.3 mm (min.)	3.122 in (min.)											
<b>F</b>	34.9 ± 0.69 mm	1.374 ± 0.027 in											
<b>Mass</b>	(approximate)	620 grams/half											
<b>Magnetic Dimensions</b>	A <sub>e</sub> - Eff. Mag. Cross Section	9.20 cm <sup>2</sup>											
	L <sub>e</sub> - Eff. Mag. Path Length	22.9 cm											
	V <sub>e</sub> - Eff. Core Volume	211 cm <sup>3</sup>											
	WA - Min. Eff. Window Area	12.5 cm <sup>2</sup>											
	sa - Surface Area	379 cm <sup>2</sup>											
	mlt - mean length per turn	21.1 cm											
<b>Inductance</b>	μ <sub>i</sub> (reference)	90											
	A <sub>L</sub> value (nominal)	505 nH/N <sup>2</sup>											
	Test Winding	N=100, #14 AWG											
	Frequency	10 kHz											
	Voltage on Agilent 4284A	4.1 V											
	A <sub>L</sub> tolerance	±8%											
<b>Core Loss</b>	$\text{Core Loss (mW/cm}^3\text{)} = \frac{f}{\frac{a}{B_{pk}^3} + \frac{b}{B_{pk}^{2.3}} + \frac{c}{B_{pk}^{1.65}}} + d \cdot B_{pk}^2 \cdot f^2$												
	where B <sub>pk</sub> expressed in gauss, f expressed in hertz, and: a=1.46E+09, b=8.28E+08, c=4.62E+06, d=1.09E-14												
	B <sub>pk</sub>	1000 G											
	frequency	50 kHz											
	Core Loss (nominal)	345 mW/cm <sup>3</sup>											
Core Loss (maximum)	396 mW/cm <sup>3</sup>												
<b>DC Saturation</b>	$\% \mu_i = \frac{1}{a + b \cdot H^c} + d$												
	where H expressed in oersteds, and: a=0.01, b=1.26E-05, c=1.70, d=0.00												
	H <sub>DC</sub>	50 Oe											
	Percent Initial Perm (nom.)	50.6%											
Percent Initial Perm (min.)	42.9%												
<b>Coating/Pkg</b>	Coating Type:	None											
	Voltage Breakdown (min.)	N/A											
	Limit	N/A											
	Package Quantity	24 Halves/Box											
<b>Winding Table</b>	<b>Wire Size</b>	AWG	8	10	12	14	16	18	20	22	24	26	28
		mm	3.150	2.500	2.000	1.600	1.250	1.000	0.800	0.630	0.500	0.400	0.315
	<b>Full Winding</b>	Turns	67	104	161	250	387	599	927	1,434	2,220	3,436	5,317
		Rdc(Ω)	29.1 m	71.8 m	176.7 m	436.3 m	1.1	2.6	6.5	16.0	39.4	97.0	238.8



**Handling and Storage:** Cores should be stored in the original unopened packaging between -10°C and +50°C and less than 60% relative humidity. After the original packaging is opened, the cores should be stored between -8°C and +25°C less than 30% relative humidity. Gloves should be used when handling uncoated cores. The cores should also be sheltered from rain, moisture, salt water, salt air, plasters, ashes, sulfur, sulfur dioxide, ammonia sulfates, soils, acids, metals shavings, and solvents.

**Operating Temperature:** Cores can be used continuously at operating temperatures between -60°C and +200°C.

RoHS 2.0, REACH and ISO (TS16949, ISO 9001, ISO 14001) compliant. Statements available for download at [www.micrometalsapc.com](http://www.micrometalsapc.com).