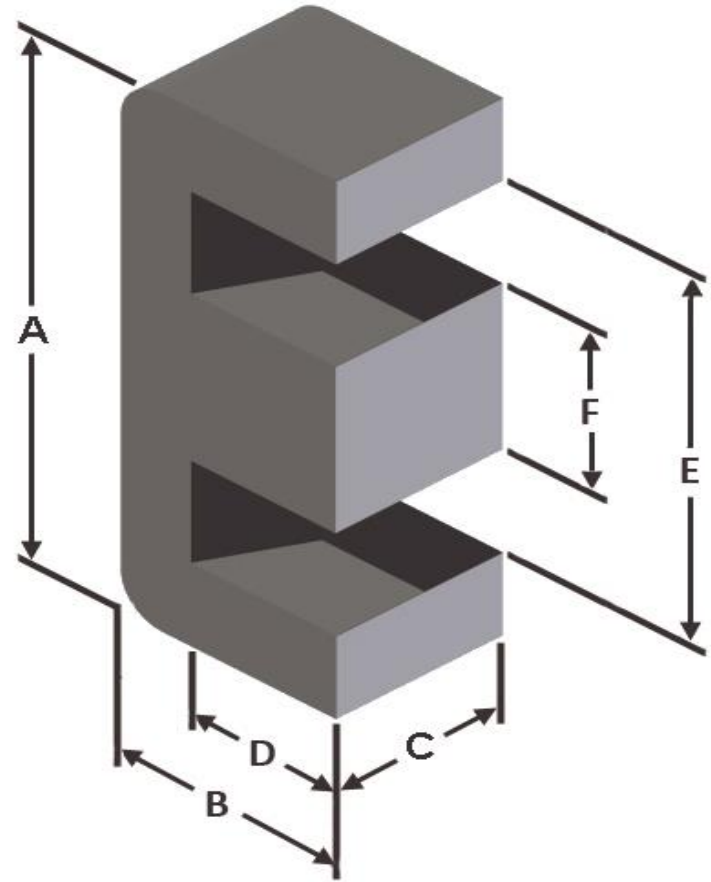


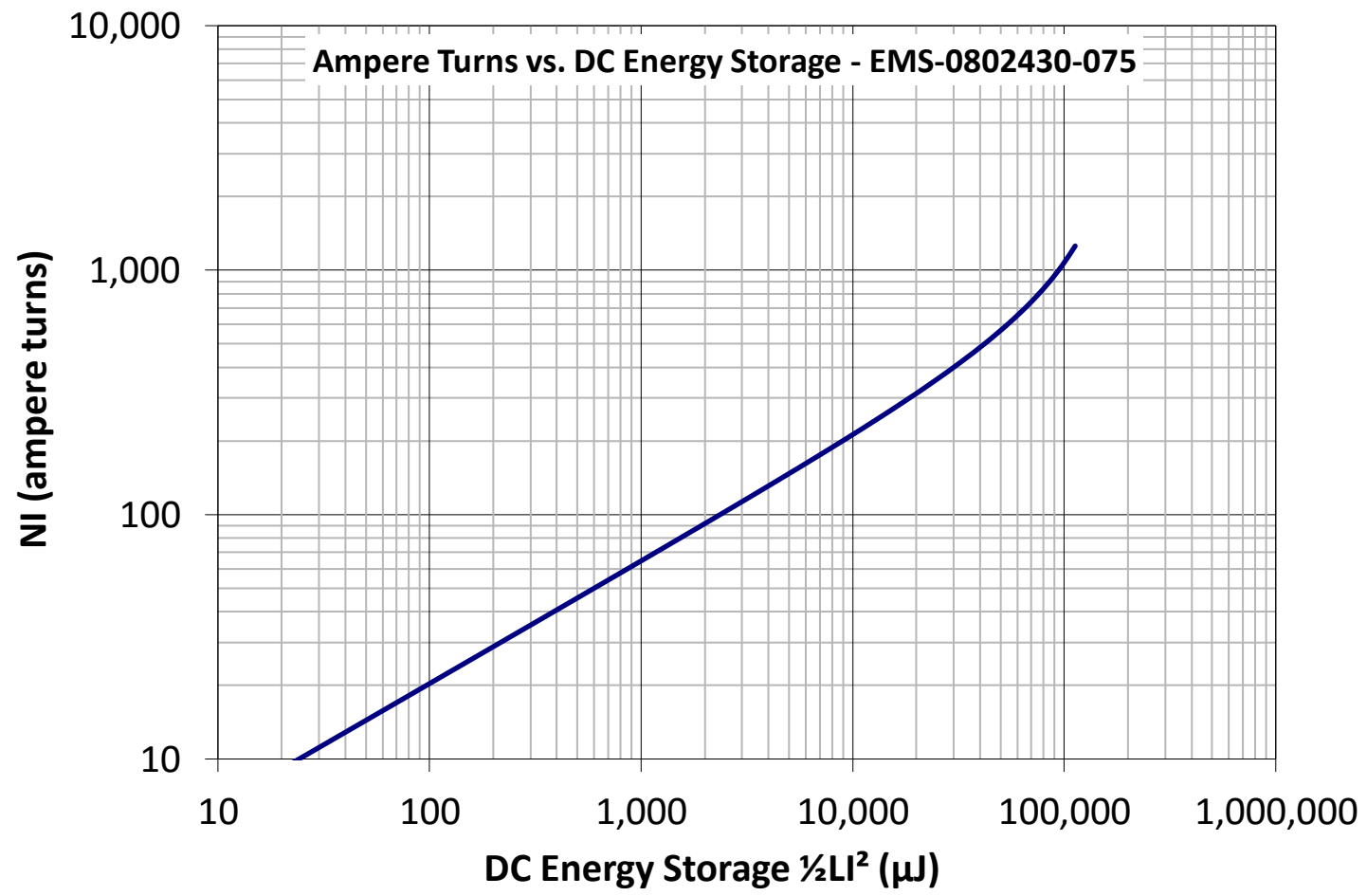
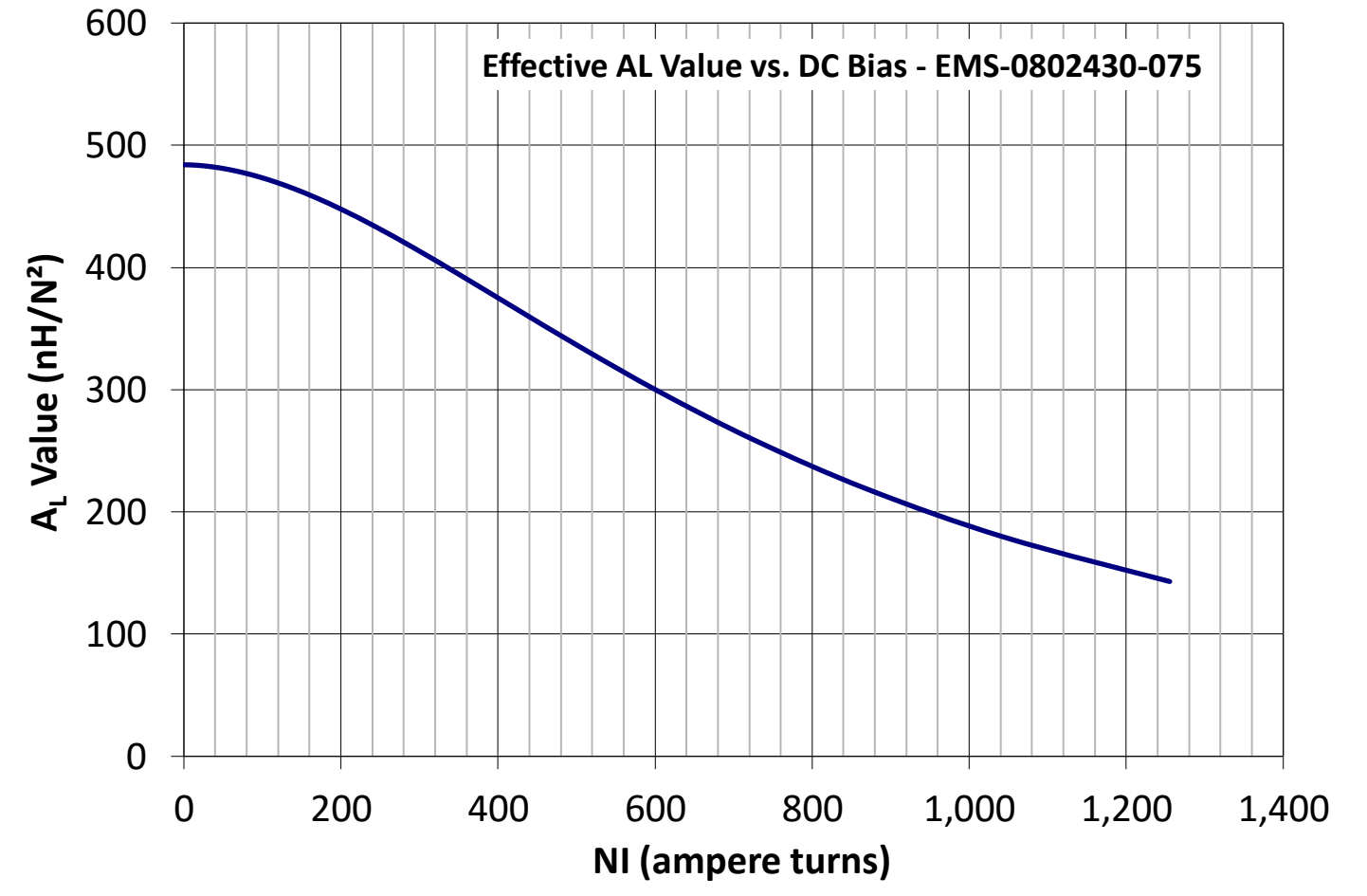
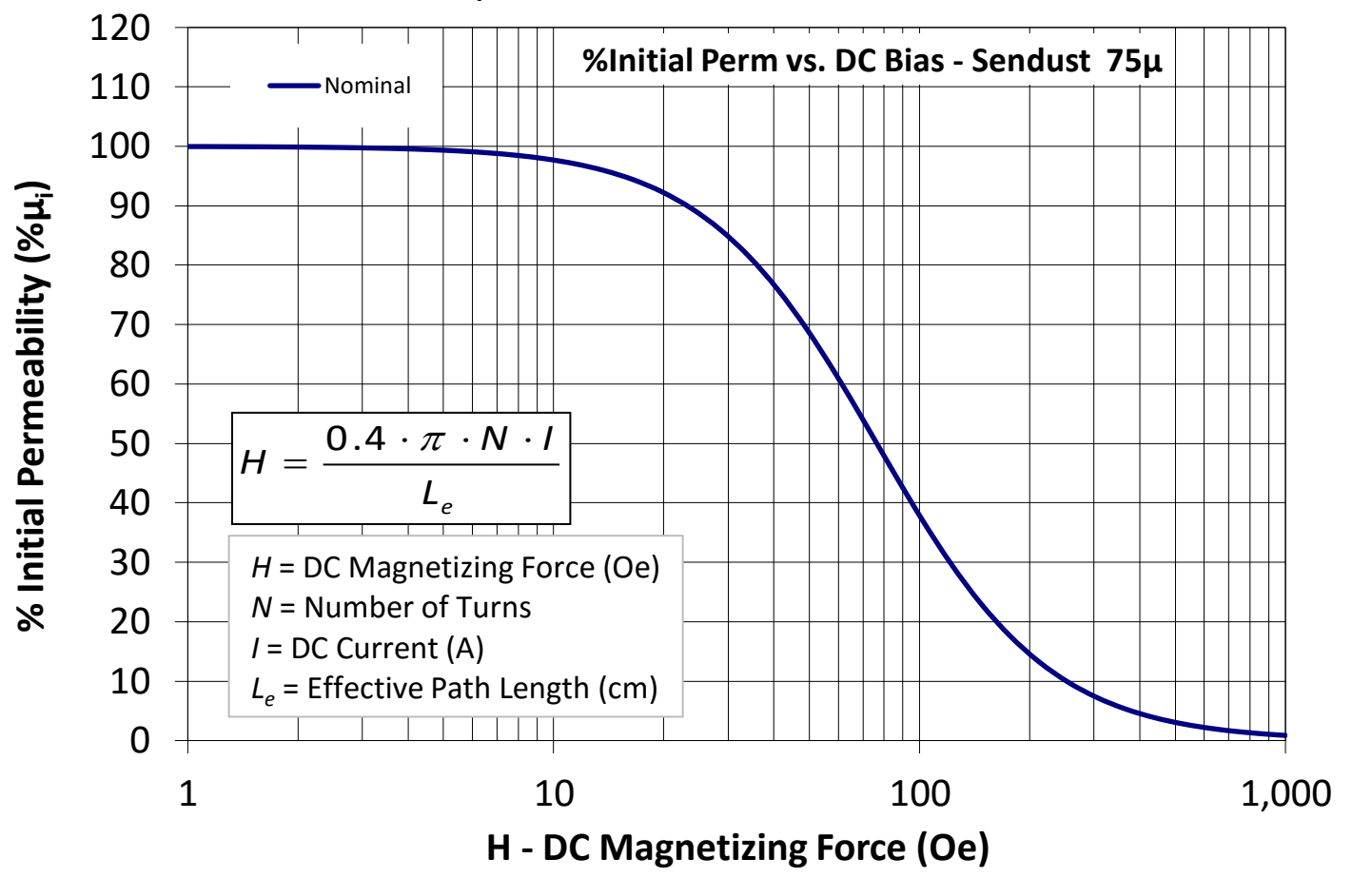
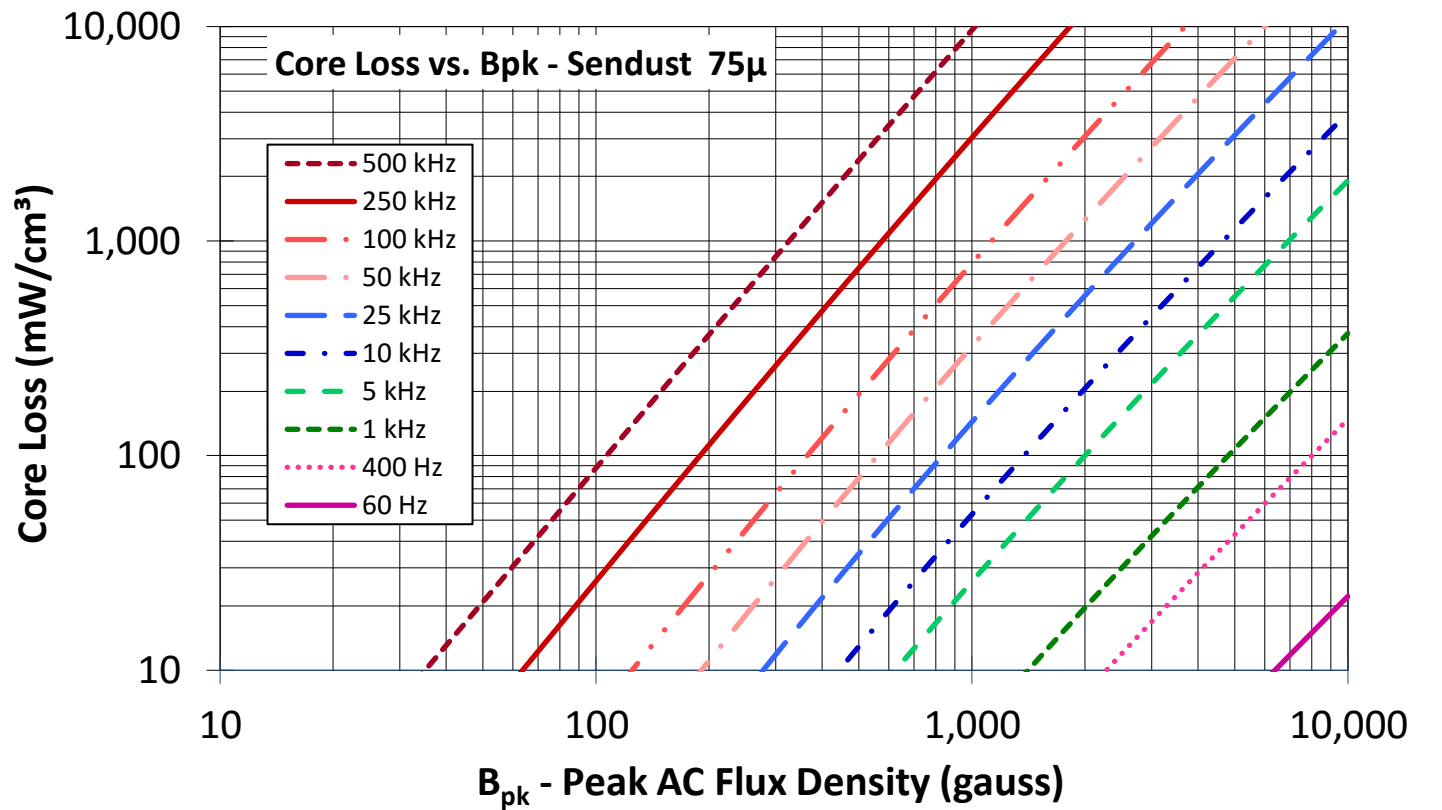


Part Number: EMS-0802430-075

Revision 20160816 - Generated 2016-Aug-16



A	80 ± 1.19 mm	3.150 ± 0.047 in
B	24.05 ± 0.58 mm	0.947 ± 0.023 in
C	29.7 ± 0.41 mm	1.169 ± 0.016 in
D	14.05 mm (min.)	0.553 in (min.)
E	59.3 mm (min.)	2.335 in (min.)
F	19.8 ± 0.41 mm	0.780 ± 0.016 in
Mass	(approximate)	220 grams/half
Magnetic Dimensions	A _e - Eff. Mag. Cross Section	5.84 cm ²
	L _e - Eff. Mag. Path Length	12.88 cm
	V _e - Eff. Core Volume	75.2 cm ³
	WA - Min. Eff. Window Area	5.49 cm ²
	sa - Surface Area	188 cm ²
mlt - mean length per turn	17.8 cm	
Inductance	μ _i (reference)	75
	A _L value (nominal)	484 nH/N ²
	Test Winding	N=100, #16 AWG
	Frequency	10 kHz
	Voltage on Agilent 4284A	2.6 V
A _L tolerance	±8%	
Core Loss	$\text{Core Loss (mW/cm}^3\text{)} = \frac{f}{\frac{a}{Bpk^3} + \frac{b}{Bpk^{2.3}} + \frac{c}{Bpk^{1.65}}} + d \cdot Bpk^2 \cdot f^2$	
	where B _{pk} expressed in gauss, f expressed in hertz, and: a=7.89E+09, b=7.11E+08, c=8.98E+06, d=2.85E-14	
	B _{pk}	1000 G
	frequency	50 kHz
	Core Loss (nominal)	323 mW/cm ³
Core Loss (maximum)	372 mW/cm ³	
DC Saturation	$\% \mu_i = \frac{1}{a + b \cdot H^c} + d$	
	where H expressed in oersteds, and: a=0.01, b=3.41E-06, c=1.84, d=0.00	
	H _{DC}	50 Oe
	Percent Initial Perm(nom.)	68.6%
Percent Initial Perm(min.)	60.9%	
Coating/Pkg	Coating Type:	None
	Voltage Breakdown (min.)	N/A
	Limit	N/A
	Package Quantity	63 Halves/Box



Winding Table	Wire Size	AWG	8	10	12	14	16	18	20	22	24	26	28
		mm	3.150	2.500	2.000	1.600	1.250	1.000	0.800	0.630	0.500	0.400	0.315
	Full Winding	Turns	30	46	71	110	170	263	407	630	975	1,509	2,336
	Rdc(Ω)		11.0 m	26.8 m	65.7 m	161.9 m	398.0 m	979.4 m	2.4	5.9	14.6	35.9	88.5