



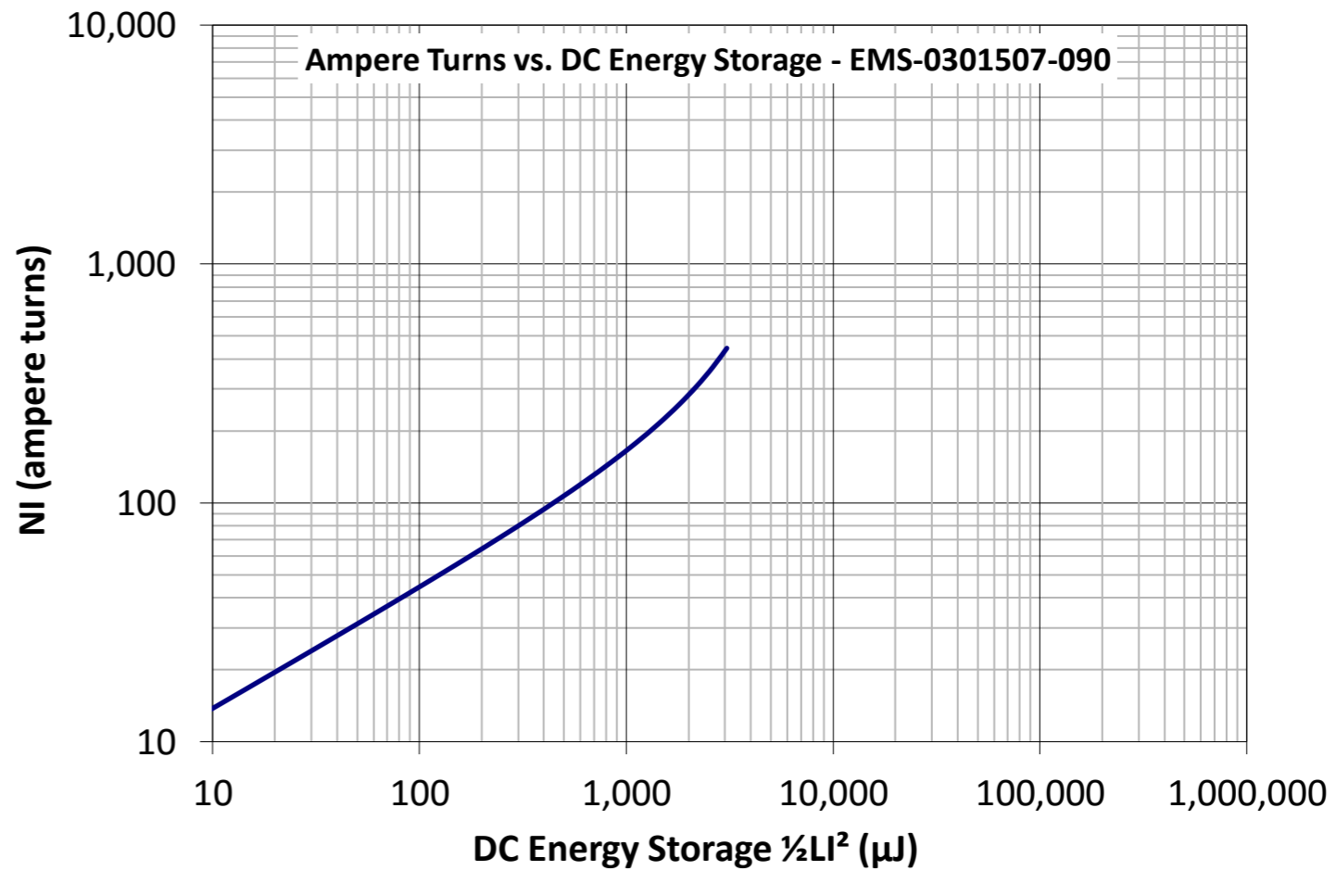
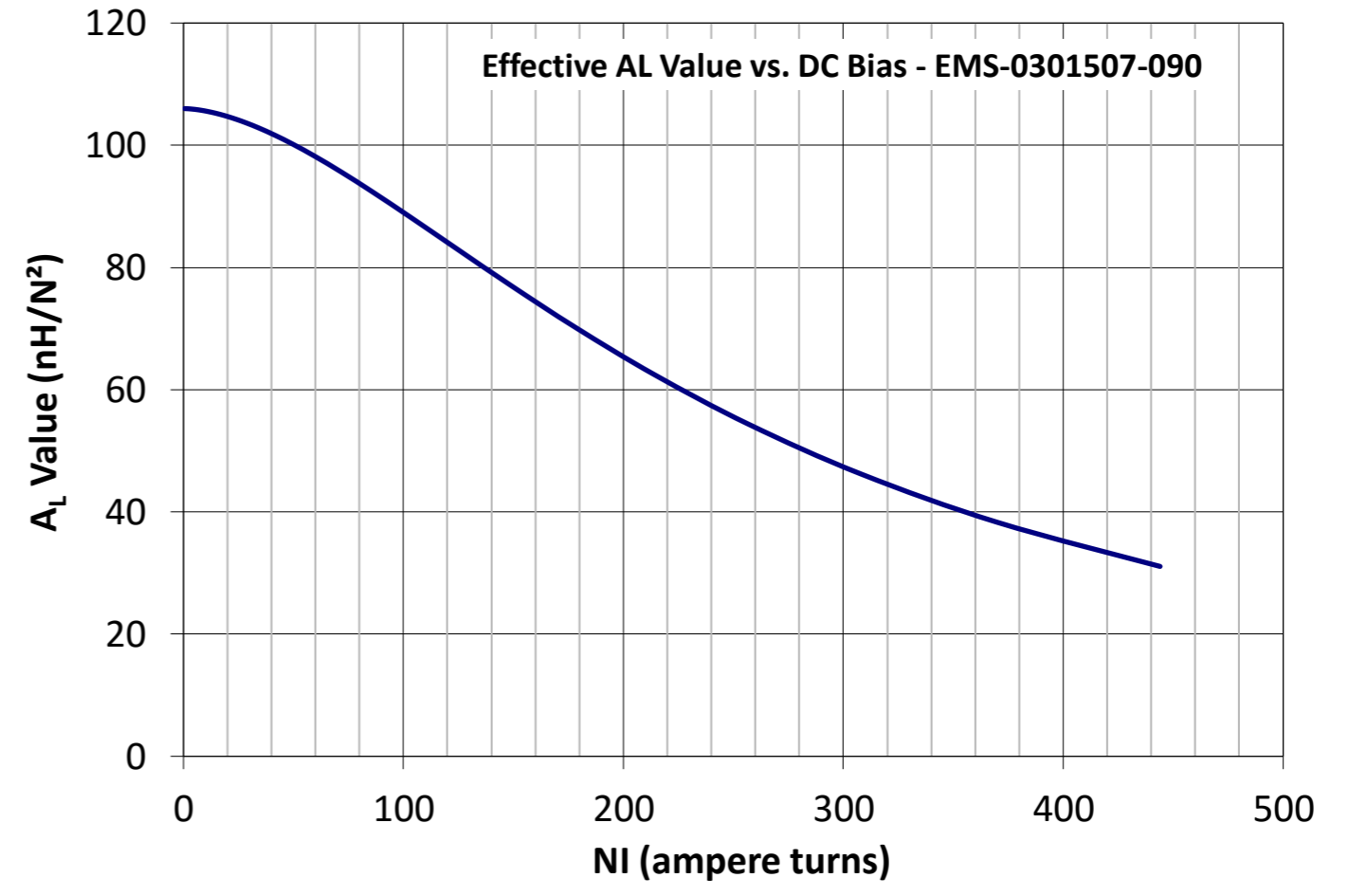
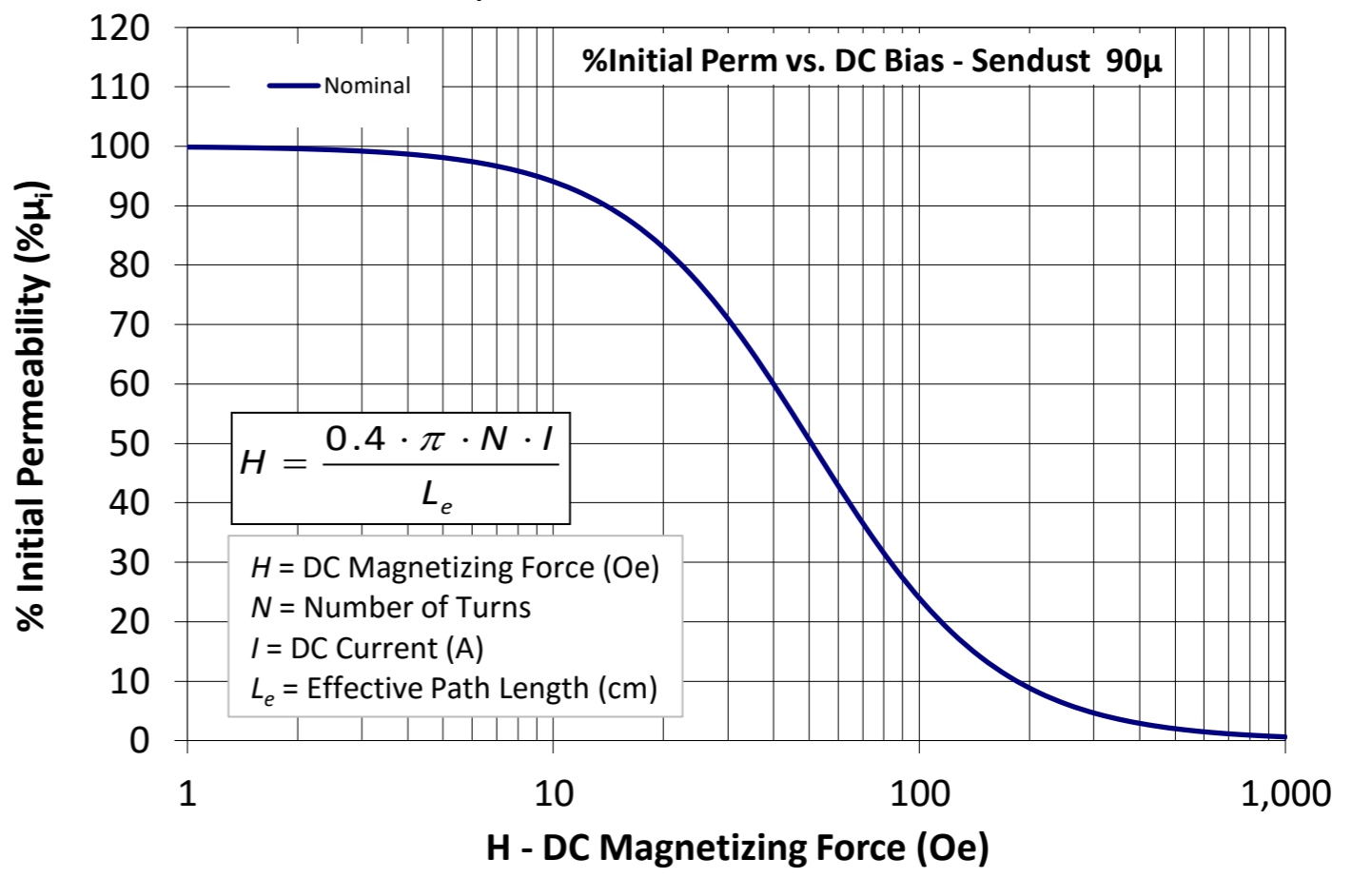
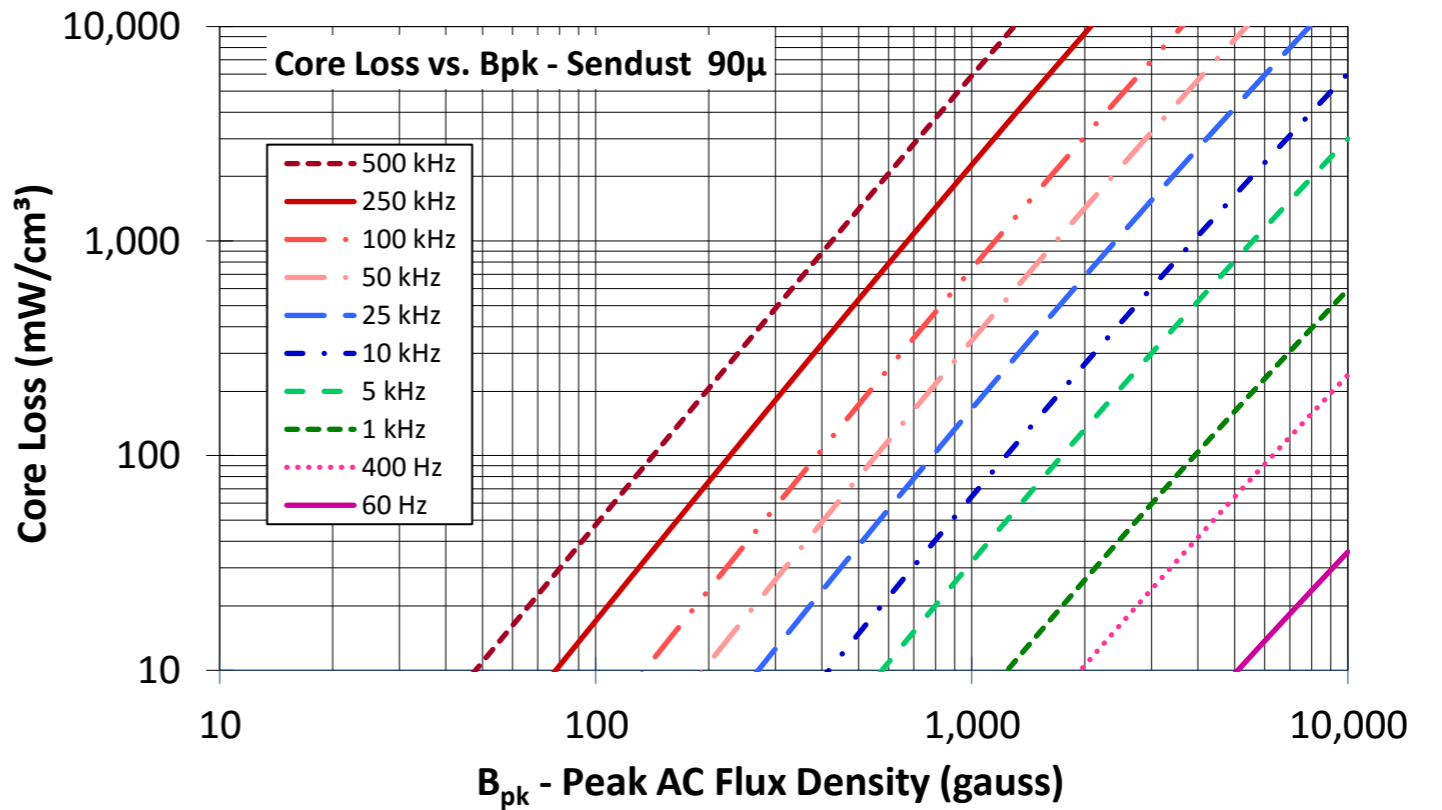
Part Number: EMS-0301507-090

Revision 20160816 - Generated 2016-Aug-16



A	30.1 ± 0.46 mm	1.185 ± 0.018 in
B	15.01 ± 0.23 mm	0.591 ± 0.009 in
C	7.06 ± 0.15 mm	0.278 ± 0.006 in
D	9.7 mm (min.)	0.382 in (min.)
E	19.5 mm (min.)	0.768 in (min.)
F	6.96 ± 0.20 mm	0.274 ± 0.008 in
Mass	(approximate)	12 grams/half
Magnetic Dimensions	A _e - Eff. Mag. Cross Section	0.601 cm ²
	L _e - Eff. Mag. Path Length	6.56 cm
	V _e - Eff. Core Volume	3.94 cm ³
	WA - Min. Eff. Window Area	1.20 cm ²
	sa - Surface Area	31.4 cm ²
	mlt - mean length per turn	5.31 cm
Inductance	μ _i (reference)	90
	A _L value (nominal)	106 nH/N ²
	Test Winding	N=100, #22 AWG
	Frequency	10 kHz
	Voltage on Agilent 4284A	0.27 V
	A _L tolerance	±8%
Core Loss	$\text{Core Loss (mW/cm}^3\text{)} = \frac{f}{\frac{a}{B_{pk}^3} + \frac{b}{B_{pk}^{2.3}} + \frac{c}{B_{pk}^{1.65}}} + d \cdot B_{pk}^2 \cdot f^2$	
	where B _{pk} expressed in gauss, f expressed in hertz, and: a=1.46E+09, b=8.28E+08, c=4.62E+06, d=1.09E-14	
	B _{pk}	1000 G
	frequency	50 kHz
	Core Loss (nominal)	345 mW/cm ³
Core Loss (maximum)	396 mW/cm ³	
DC Saturation	$\% \mu_i = \frac{1}{a + b \cdot H^c} + d$	
	where H expressed in oersteds, and: a=0.01, b=1.26E-05, c=1.70, d=0.00	
	H _{DC}	50 Oe
	Percent Initial Perm(nom.)	50.6%
Percent Initial Perm(min.)	42.9%	
Coating/Pkg	Coating Type:	None
	Voltage Breakdown (min.)	N/A
	Limit	N/A
	Package Quantity	360 Halves/Box

Winding Table	Wire Size	AWG	12	14	16	18	20	22	24	26	28	30	32
		mm	2.000	1.600	1.250	1.000	0.800	0.630	0.500	0.400	0.315	0.250	0.200
	Full Winding	Turns	15	24	37	57	89	137	212	329	509	788	1,219
	Rdc(Ω)		4.1 m	10.5 m	25.9 m	63.3 m	157.3 m	385.1 m	947.7 m	2.3	5.8	14.2	34.9



Micrometals Alloy Powder Cores, A Division of Micrometals, Inc. - 5615 E. La Palma Ave., Anaheim, California 92807 USA

Ph: +1-714-970-9400, Toll Free in USA: +1-800-356-5977, Asia Pacific Sales: +852 3106 3736

www.MicrometalsAPC.com