



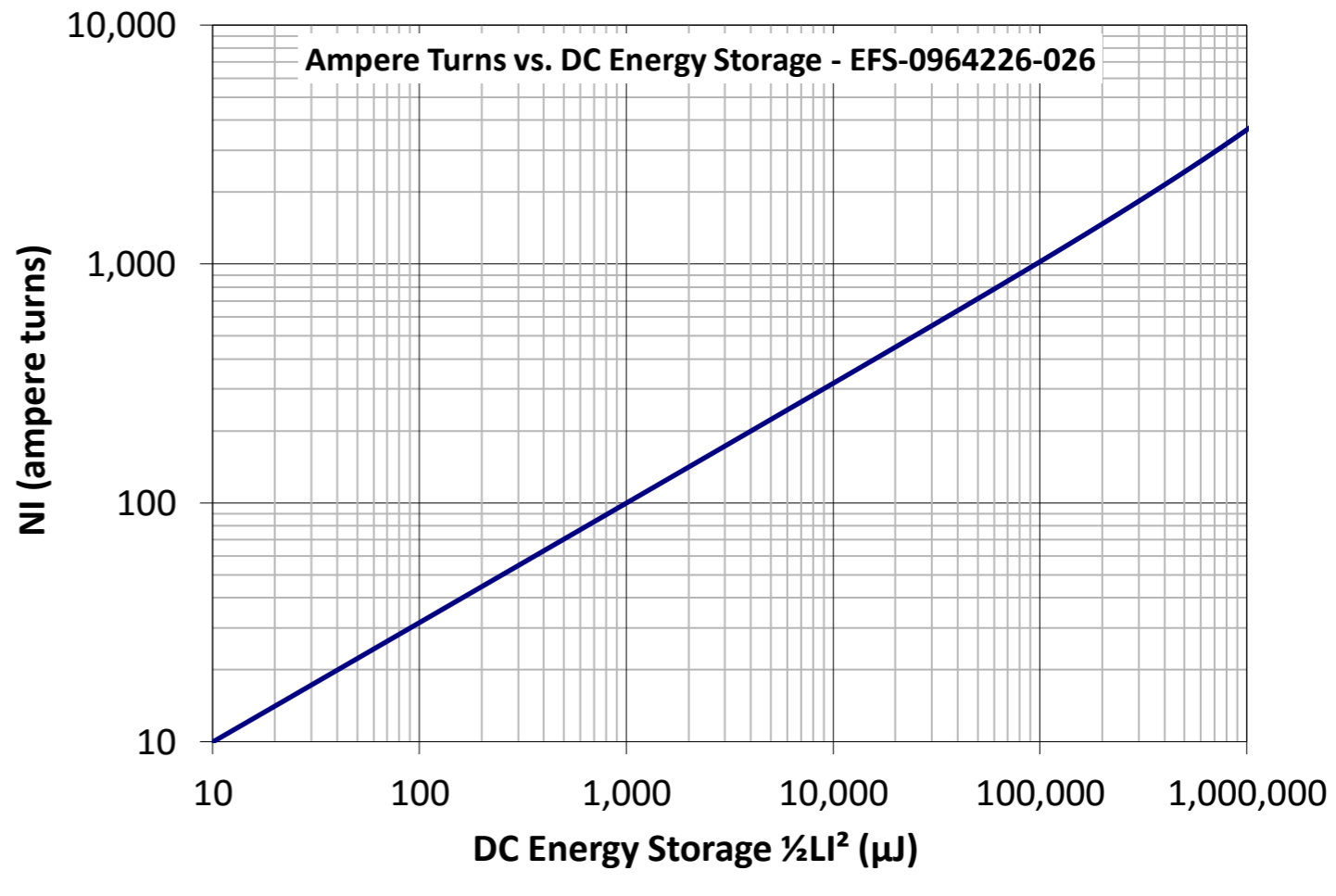
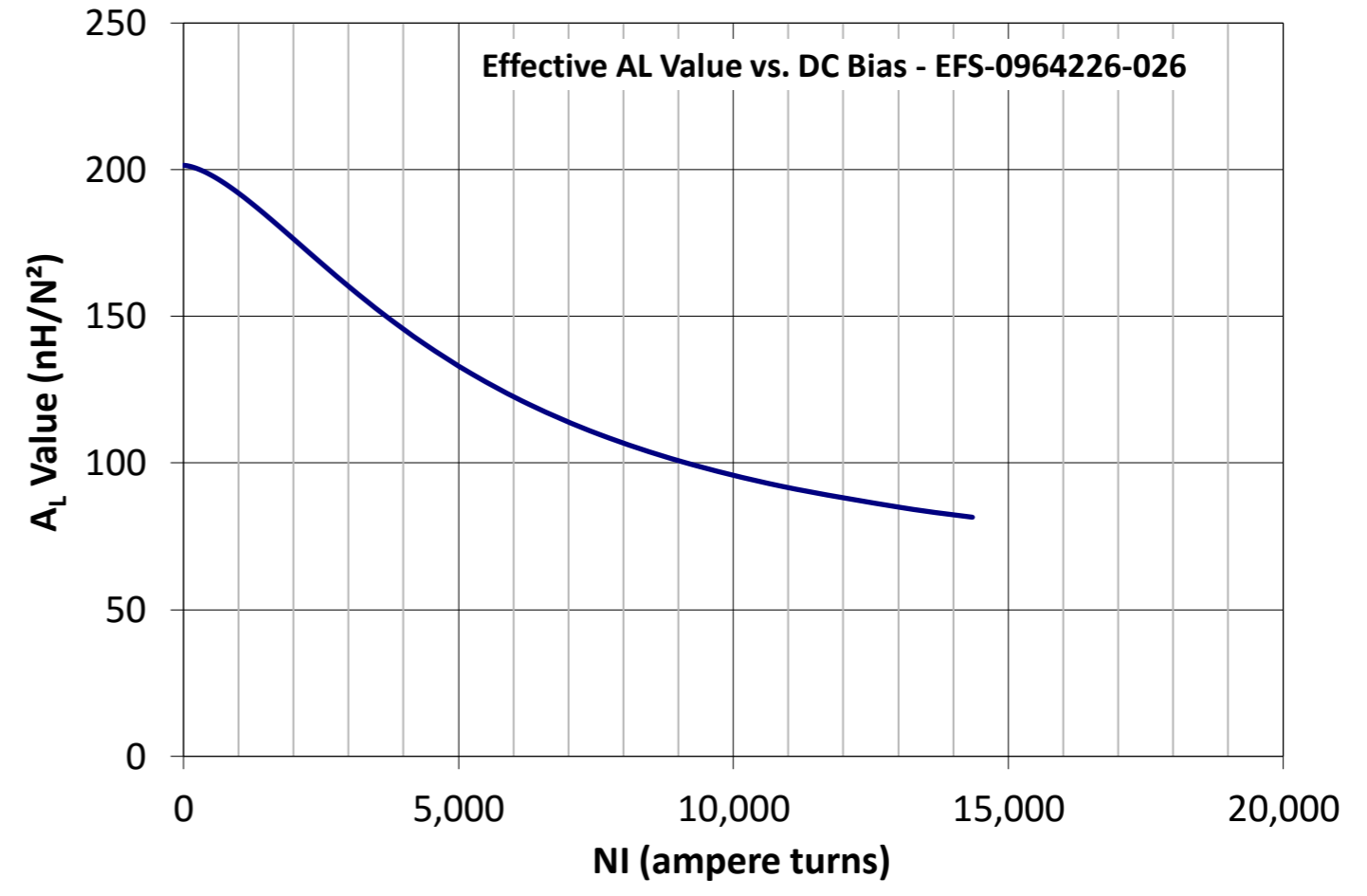
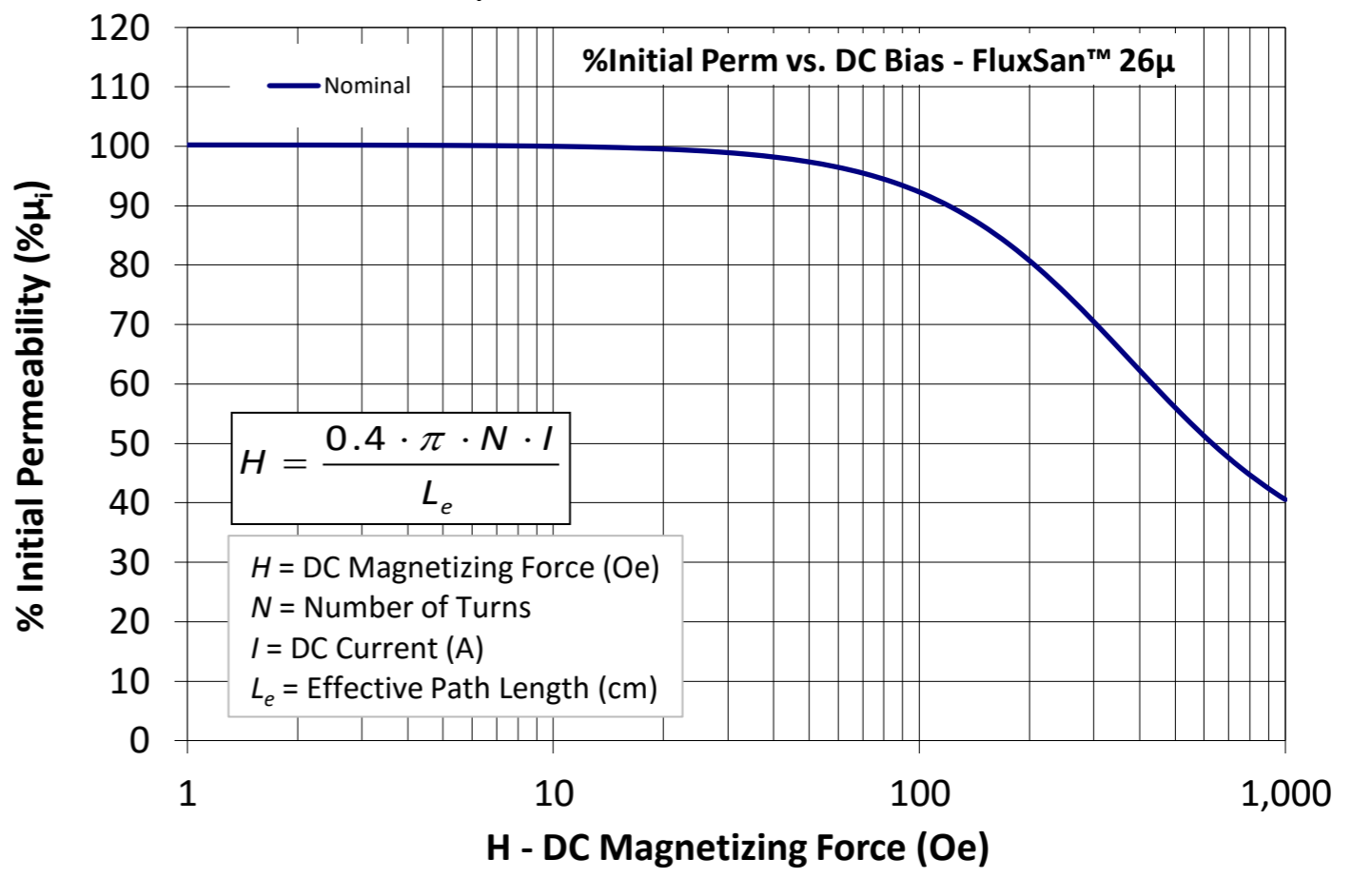
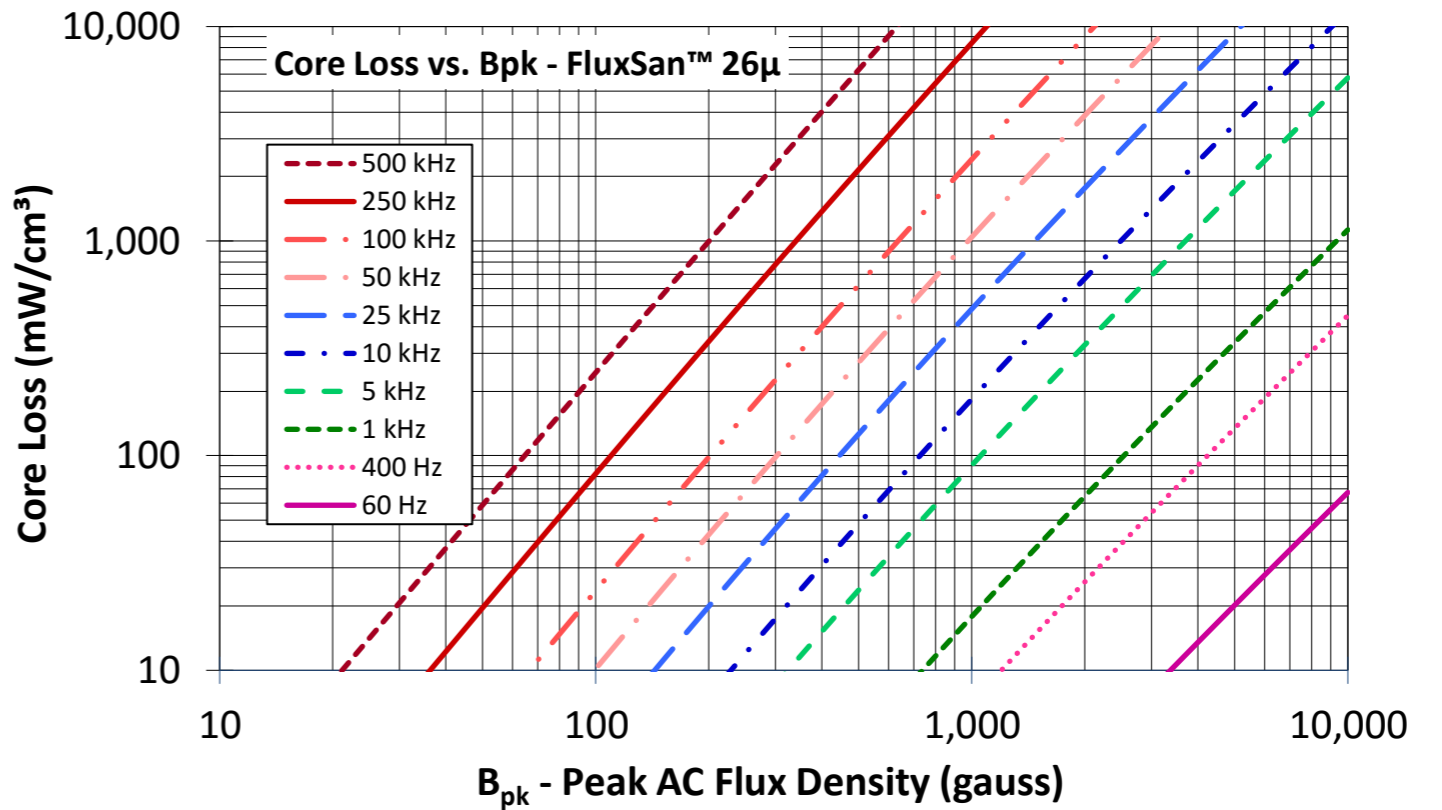
Part Number: EFS-0964226-026

Revision 20160816 - Generated 2016-Aug-16



A	96 ± 1.45 mm	3.780 ± 0.057 in
B	41.5 ± 0.64 mm	1.634 ± 0.025 in
C	25.5 ± 0.51 mm	1.004 ± 0.020 in
D	25 mm (min.)	0.984 in (min.)
E	64.4 mm (min.)	2.535 in (min.)
F	31.6 ± 0.64 mm	1.244 ± 0.025 in
Mass	(approximate)	430 grams/half
Magnetic Dimensions	A _e - Eff. Mag. Cross Section	8.02 cm ²
	L _e - Eff. Mag. Path Length	18.03 cm
	V _e - Eff. Core Volume	145 cm ³
	WA - Min. Eff. Window Area	8.04 cm ²
	sa - Surface Area	288 cm ²
	mlt - mean length per turn	18.0 cm
Inductance	μ _i (reference)	26
	A _L value (nominal)	201 nH/N ²
	Test Winding	N=100, #14 AWG
	Frequency	10 kHz
	Voltage on Agilent 4284A	3.6 V
A _L tolerance	±8%	
Core Loss	$\text{Core Loss (mW/cm}^3\text{)} = \frac{f}{\frac{a}{B_{pk}^3} + \frac{b}{B_{pk}^{2.3}} + \frac{c}{B_{pk}^{1.65}}} + d \cdot B_{pk}^2 \cdot f^2$	
	where B _{pk} expressed in gauss, f expressed in hertz, and: a=1.00E+06, b=1.70E+08, c=3.12E+06, d=6.33E-14	
	B _{pk}	300 G
	frequency	100 kHz
	Core Loss (nominal)	225 mW/cm ³
	Core Loss (maximum)	258 mW/cm ³
DC Saturation	$\% \mu_i = \frac{1}{a + b \cdot H^c} + d$	
	where H expressed in oersteds, and: a=0.01, b=1.17E-06, c=1.58, d=27.84	
	H _{DC}	200 Oe
	Percent Initial Perm(nom.)	80.8%
	Percent Initial Perm(min.)	76.4%
Coating/Pkg	Coating Type:	None
	Voltage Breakdown (min.)	N/A
	Limit	N/A
	Package Quantity	24 Halves/Box

Winding Table	Wire Size	AWG	8	10	12	14	16	18	20	22	24	26	28
		mm	3.150	2.500	2.000	1.600	1.250	1.000	0.800	0.630	0.500	0.400	0.315
	Full Winding	Turns	43	67	104	161	249	385	596	922	1,428	2,210	3,420
	Rdc(Ω)		15.9 m	39.4 m	97.2 m	239.4 m	588.9 m	1.4	3.6	8.8	21.6	53.2	130.9



Micrometals Alloy Powder Cores, A Division of Micrometals, Inc. - 5615 E. La Palma Ave., Anaheim, California 92807 USA

Ph: +1-714-970-9400, Toll Free in USA: +1-800-356-5977, Asia Pacific Sales: +852 3106 3736

www.MicrometalsAPC.com