



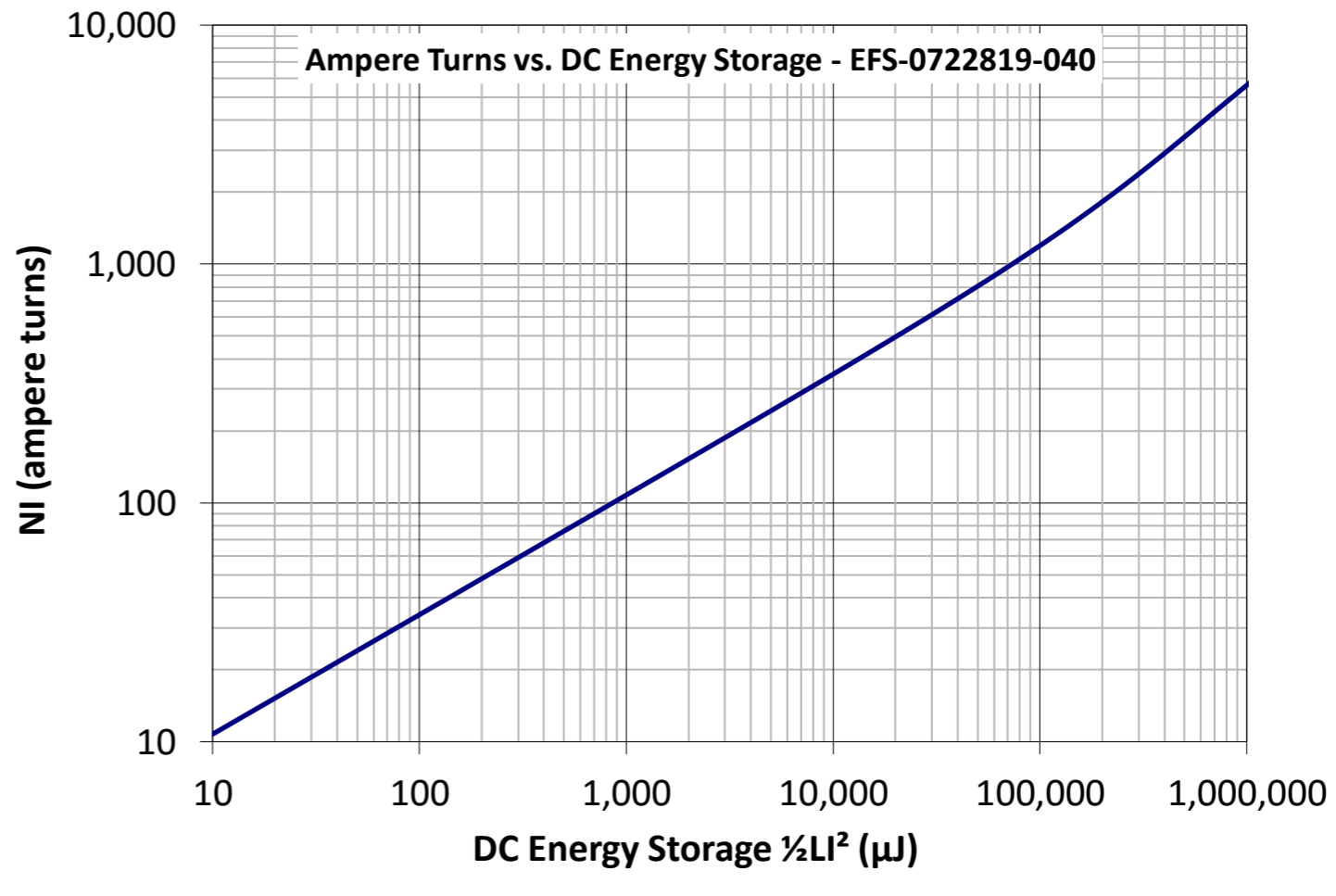
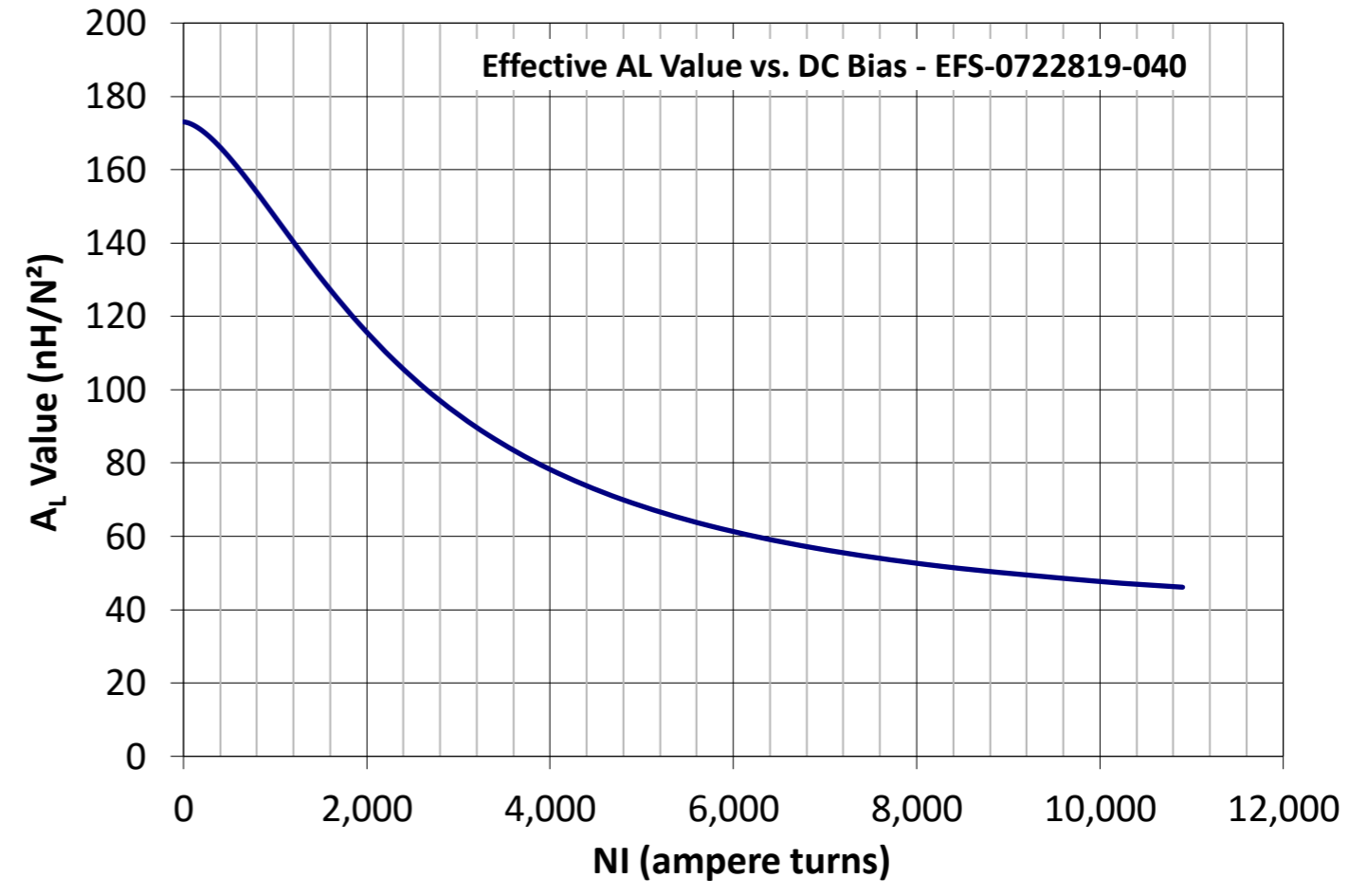
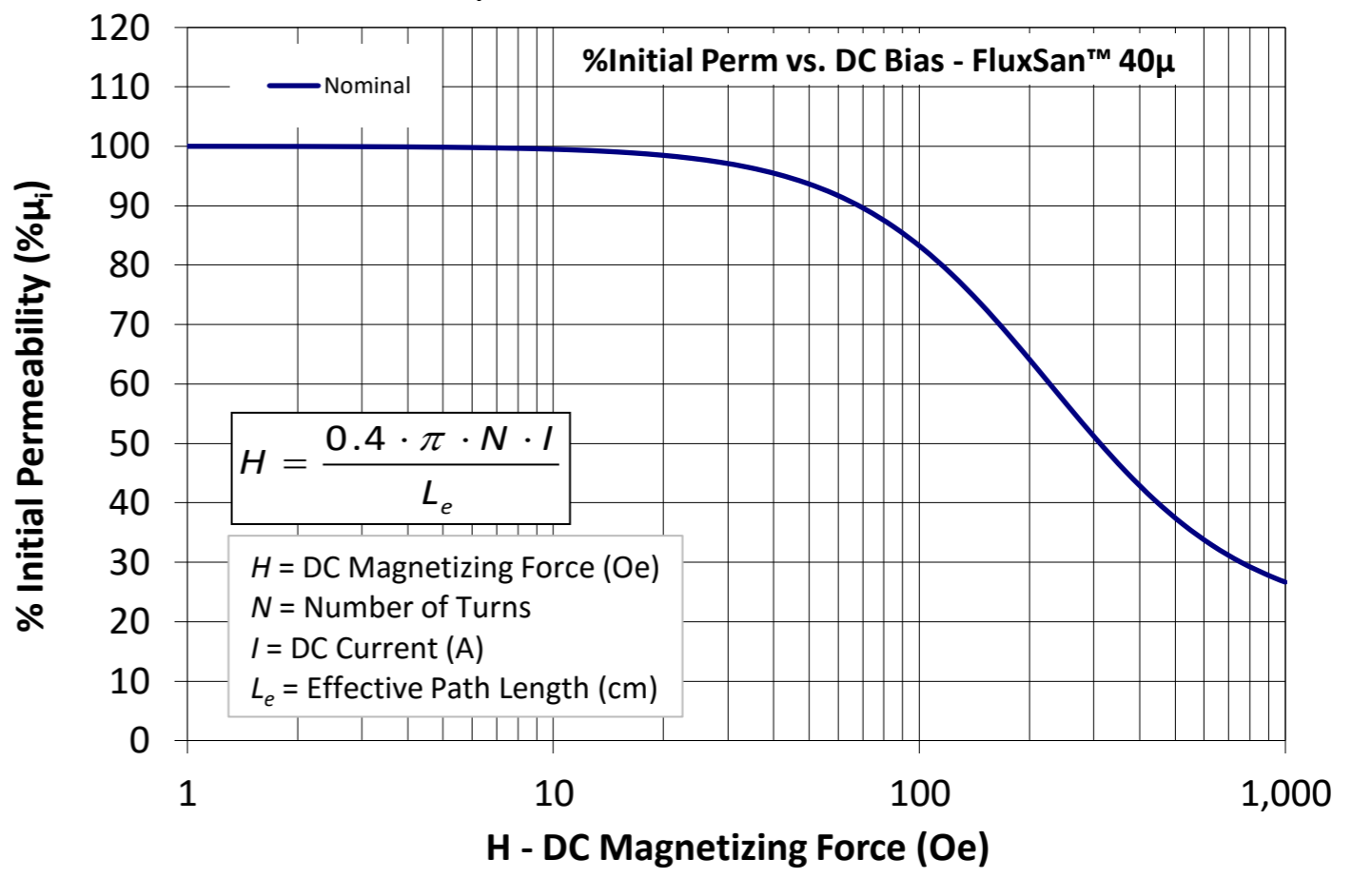
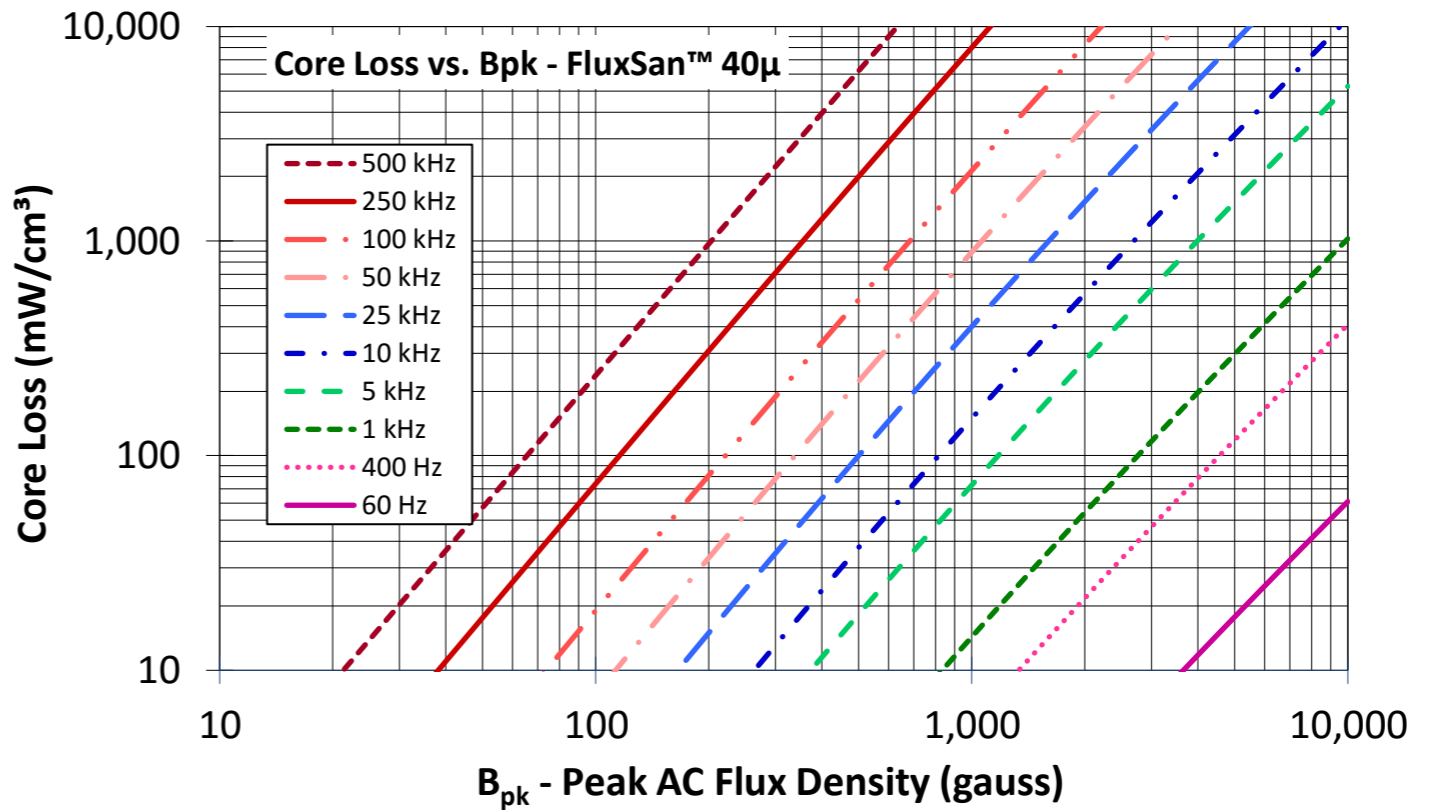
Part Number: EFS-0722819-040

Revision 20160816 - Generated 2016-Aug-16



A	72.4 ± 1.09 mm	2.850 ± 0.043 in
B	27.9 ± 0.41 mm	1.098 ± 0.016 in
C	19.1 ± 0.38 mm	0.752 ± 0.015 in
D	17.8 mm (min.)	0.701 in (min.)
E	52.6 mm (min.)	2.071 in (min.)
F	19.1 ± 0.38 mm	0.752 ± 0.015 in
Mass	(approximate)	160 grams/half
Magnetic Dimensions	A _e - Eff. Mag. Cross Section	3.68 cm ²
	L _e - Eff. Mag. Path Length	13.7 cm
	V _e - Eff. Core Volume	50.3 cm ³
	WA - Min. Eff. Window Area	5.90 cm ²
	sa - Surface Area	159 cm ²
	mlt - mean length per turn	14.3 cm
Inductance	μ _i (reference)	40
	A _L value (nominal)	173 nH/N ²
	Test Winding	N=100, #16 AWG
	Frequency	10 kHz
	Voltage on Agilent 4284A	1.6 V
A _L tolerance	±8%	
Core Loss	$\text{Core Loss (mW/cm}^3\text{)} = \frac{f}{\frac{a}{B_{pk}^3} + \frac{b}{B_{pk}^{2.3}} + \frac{c}{B_{pk}^{1.65}}} + d \cdot B_{pk}^2 \cdot f^2$	
	where B _{pk} expressed in gauss, f expressed in hertz, and: a=1.00E+06, b=2.70E+08, c=3.23E+06, d=7.09E-14	
	B _{pk}	1000 G
	frequency	50 kHz
	Core Loss (nominal)	889 mW/cm ³
Core Loss (maximum)	1,022 mW/cm ³	
DC Saturation	$\% \mu_i = \frac{1}{a + b \cdot H^c} + d$	
	where H expressed in oersteds, and: a=0.01, b=1.93E-06, c=1.62, d=19.99	
	H _{DC}	100 Oe
	Percent Initial Perm(nom.)	83.3%
Percent Initial Perm(min.)	79.0%	
Coating/Pkg	Coating Type:	None
	Voltage Breakdown (min.)	N/A
	Limit	N/A
	Package Quantity	60 Halves/Box

Winding Table	Wire Size	AWG	8	10	12	14	16	18	20	22	24	26	28
		mm	3.150	2.500	2.000	1.600	1.250	1.000	0.800	0.630	0.500	0.400	0.315
	Full Winding	Turns	32	49	76	118	182	282	437	676	1,047	1,620	2,507
	Rdc(Ω)	9.4 m	23.0 m	56.7 m	140.0 m	343.3 m	846.0 m	2.1	5.1	12.6	31.1	76.5	



Micrometals Alloy Powder Cores, A Division of Micrometals, Inc. - 5615 E. La Palma Ave., Anaheim, California 92807 USA

Ph: +1-714-970-9400, Toll Free in USA: +1-800-356-5977, Asia Pacific Sales: +852 3106 3736

www.MicrometalsAPC.com