



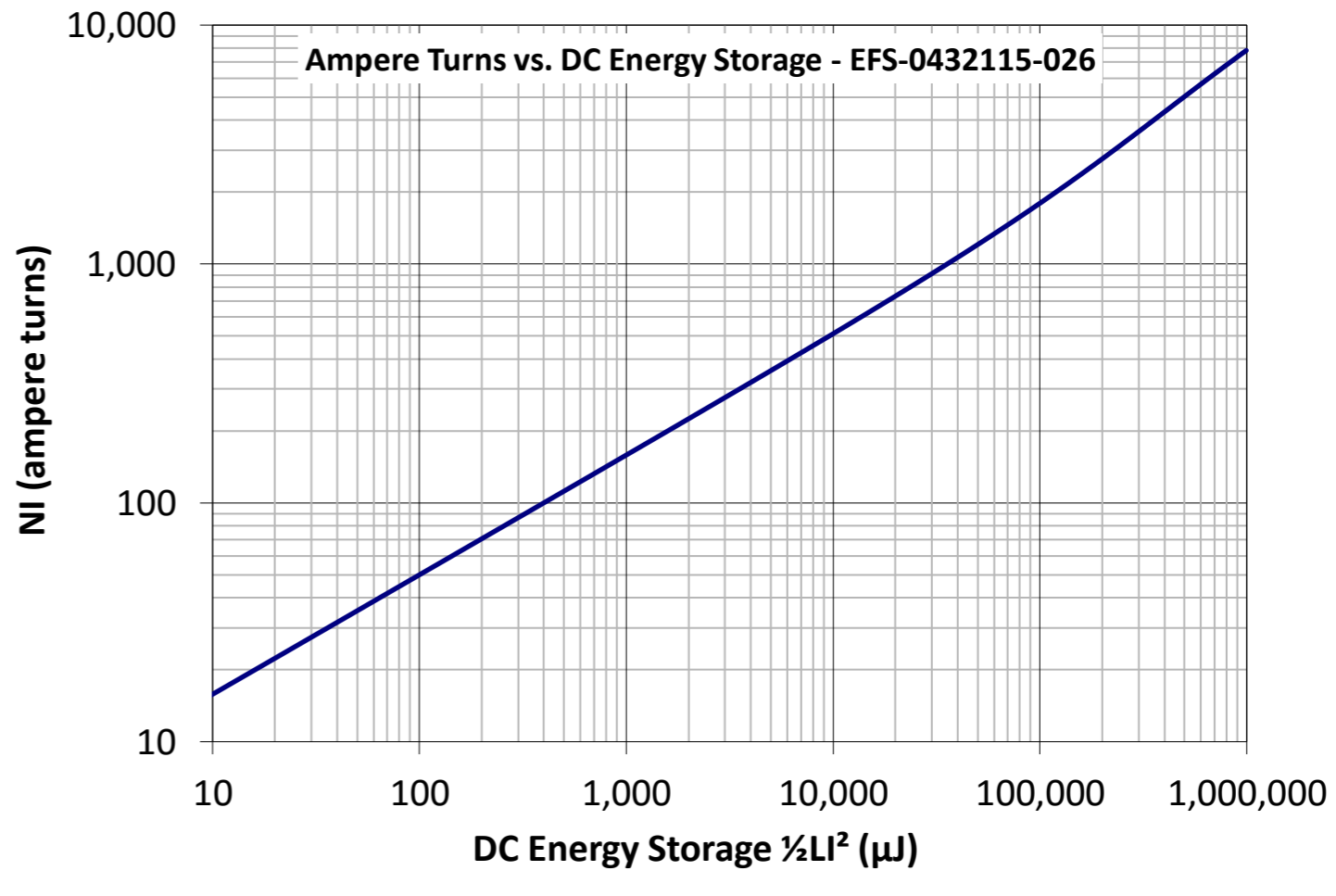
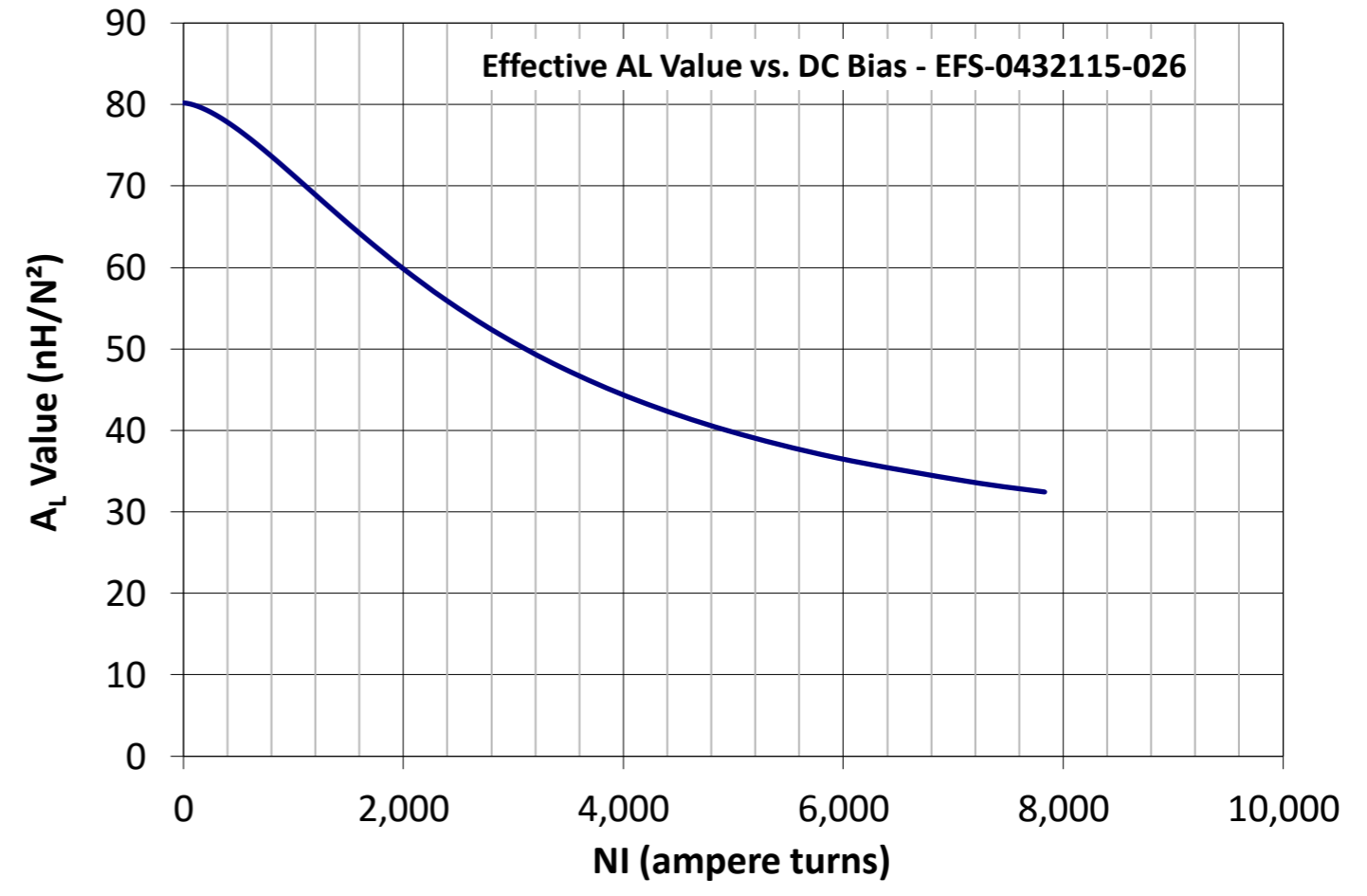
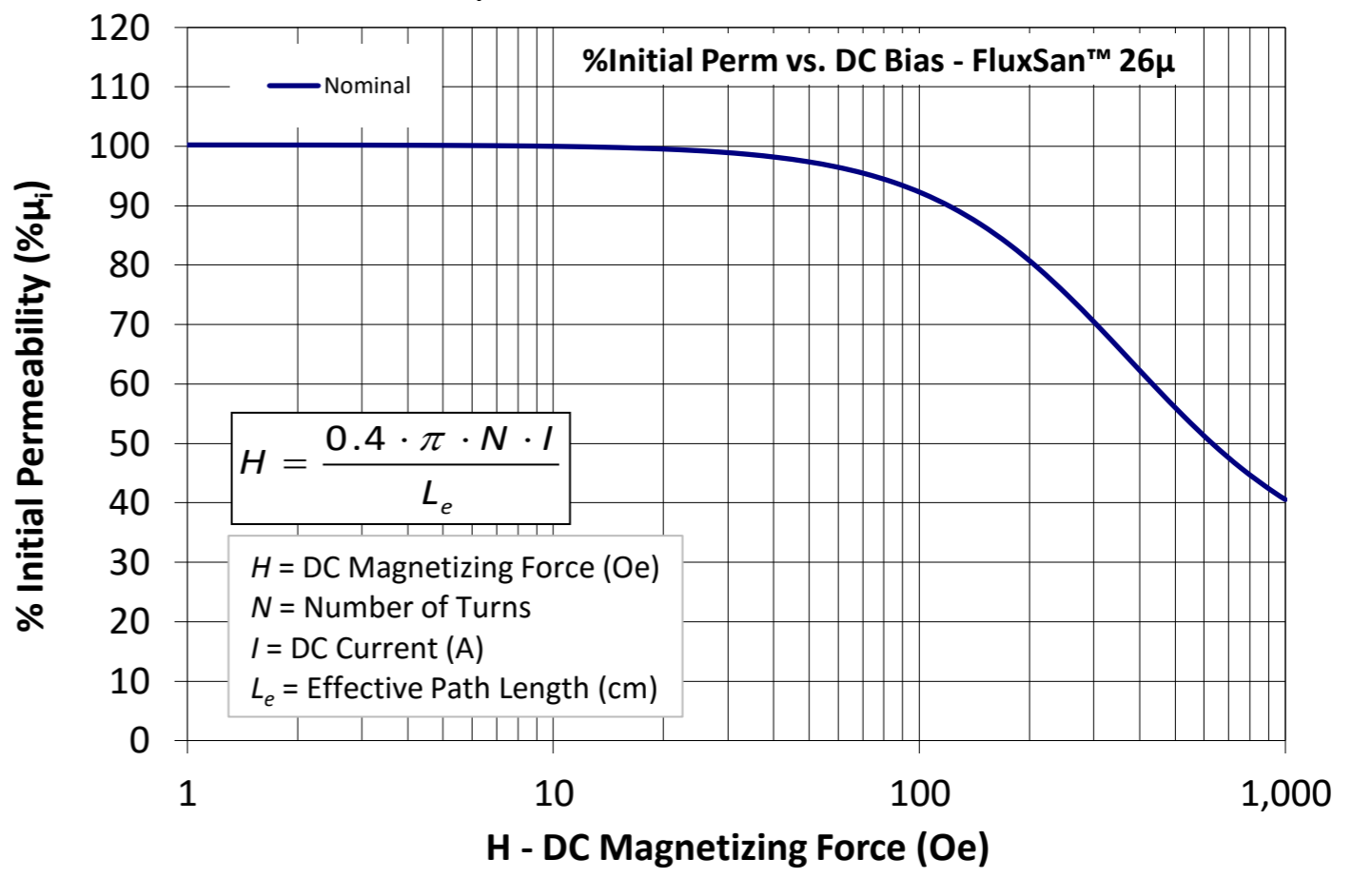
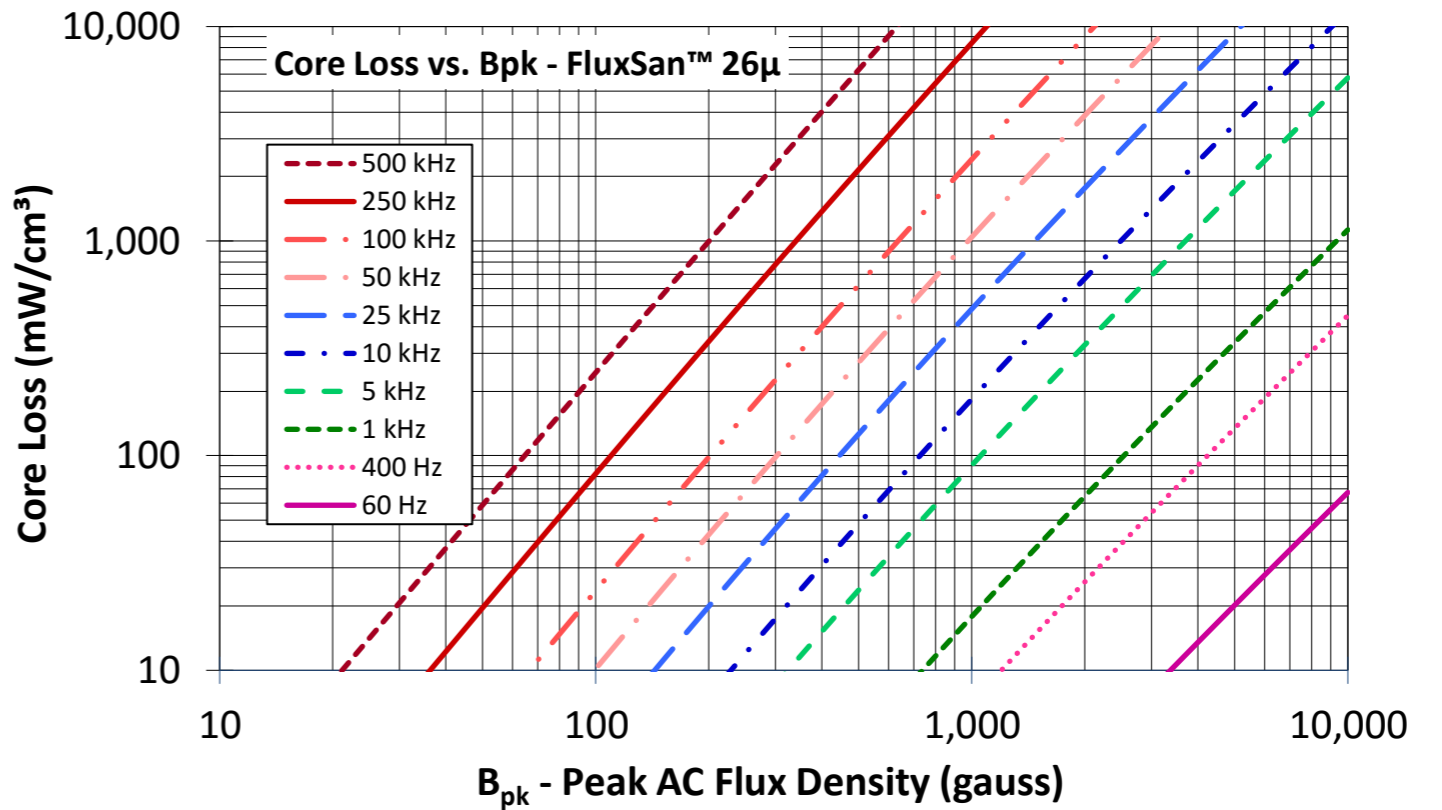
Part Number: EFS-0432115-026

Revision 20160816 - Generated 2016-Aug-16



| | | |
|----------------------------|--|------------------------|
| A | 42.8 ± 0.64 mm | 1.685 ± 0.025 in |
| B | 21.1 ± 0.33 mm | 0.831 ± 0.013 in |
| C | 15.4 ± 0.25 mm | 0.606 ± 0.010 in |
| D | 15 mm (min.) | 0.591 in (min.) |
| E | 30.4 mm (min.) | 1.197 in (min.) |
| F | 11.9 ± 0.25 mm | 0.469 ± 0.010 in |
| Mass | (approximate) | 53 grams/half |
| Magnetic Dimensions | A _e - Eff. Mag. Cross Section | 1.83 cm ² |
| | L _e - Eff. Mag. Path Length | 9.84 cm |
| | V _e - Eff. Core Volume | 18.0 cm ³ |
| | WA - Min. Eff. Window Area | 2.74 cm ² |
| | sa - Surface Area | 73.5 cm ² |
| | mlt - mean length per turn | 9.16 cm |
| Inductance | μ _i (reference) | 26 |
| | A _L value (nominal) | 80 nH/N ² |
| | Test Winding | N=100, #18 AWG |
| | Frequency | 10 kHz |
| | Voltage on Agilent 4284A | 0.81 V |
| | A _L tolerance | ±8% |
| Core Loss | $\text{Core Loss (mW/cm}^3\text{)} = \frac{f}{\frac{a}{B_{pk}^3} + \frac{b}{B_{pk}^{2.3}} + \frac{c}{B_{pk}^{1.65}}} + d \cdot B_{pk}^2 \cdot f^2$ | |
| | where B _{pk} expressed in gauss, f expressed in hertz, and: a=1.00E+06, b=1.70E+08, c=3.12E+06, d=6.33E-14 | |
| | B _{pk} | 300 G |
| | frequency | 100 kHz |
| | Core Loss (nominal) | 225 mW/cm ³ |
| Core Loss (maximum) | 258 mW/cm ³ | |
| DC Saturation | $\% \mu_i = \frac{1}{a + b \cdot H^c} + d$ | |
| | where H expressed in oersteds, and: a=0.01, b=1.17E-06, c=1.58, d=27.84 | |
| | H _{DC} | 200 Oe |
| | Percent Initial Perm(nom.) | 80.8% |
| Percent Initial Perm(min.) | 76.4% | |
| Coating/Pkg | Coating Type: | None |
| | Voltage Breakdown (min.) | N/A |
| | Limit | N/A |
| | Package Quantity | 175 Halves/Box |

| | | | | | | | | | | | | | |
|----------------------|---------------------|-------|-------|-------|--------|--------|---------|---------|---------|-------|-------|-------|-------|
| Winding Table | Wire Size | AWG | 8 | 10 | 12 | 14 | 16 | 18 | 20 | 22 | 24 | 26 | 28 |
| | | mm | 3.150 | 2.500 | 2.000 | 1.600 | 1.250 | 1.000 | 0.800 | 0.630 | 0.500 | 0.400 | 0.315 |
| | Full Winding | Turns | 15 | 23 | 35 | 55 | 85 | 131 | 203 | 314 | 486 | 752 | 1,164 |
| | Rdc(Ω) | | 2.8 m | 6.9 m | 16.7 m | 41.7 m | 102.4 m | 251.0 m | 618.7 m | 1.5 | 3.7 | 9.2 | 22.7 |



Micrometals Alloy Powder Cores, A Division of Micrometals, Inc. - 5615 E. La Palma Ave., Anaheim, California 92807 USA

Ph: +1-714-970-9400, Toll Free in USA: +1-800-356-5977, Asia Pacific Sales: +852 3106 3736

www.MicrometalsAPC.com